




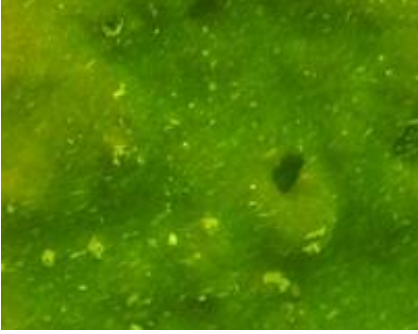
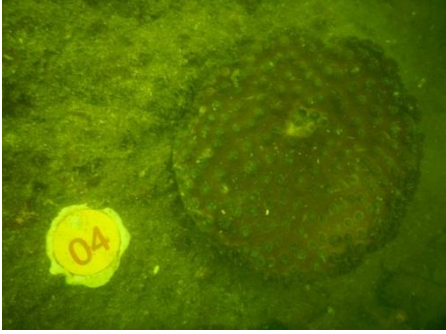
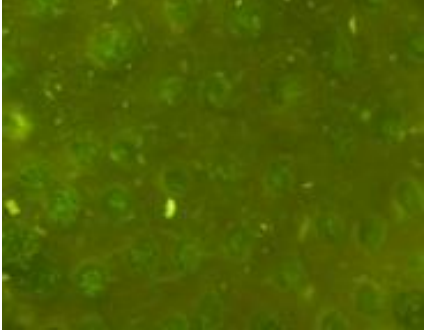


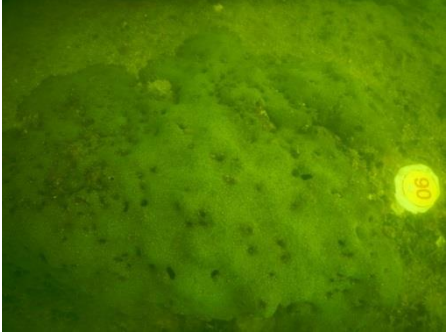


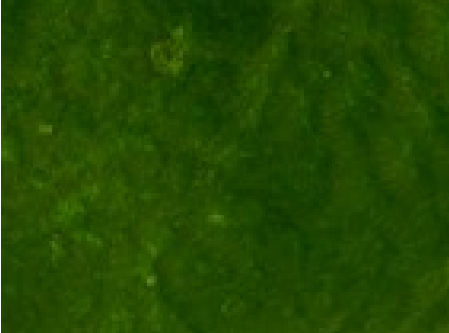

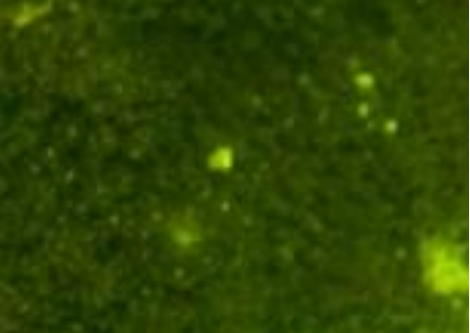






Appendix F Photo Records for Coral Monitoring

Photo Plate for Tagged and Re-tagged Corals at Control Site during the 25th Quarterly Coral Monitoring during Construction Phase on 31 March 2025

Tag #	Baseline (26 June 2018 & 3 December 2018)	31 March 2025
#1	 <p align="center"><i>Goniopora stutchburyi</i></p>	 <p align="center"><i>Goniopora stutchburyi</i></p>
#2R	 <p align="center"><i>Goniopora stutchburyi</i></p>	 <p align="center"><i>Goniopora stutchburyi</i></p>
#3	 <p align="center"><i>Psammocora superficialis</i></p>	 <p align="center"><i>Psammocora superficialis</i></p>
#4	 <p align="center"><i>Turbinaria peltata</i></p>	 <p align="center"><i>Turbinaria peltata</i></p>









Tag #	Baseline (26 June 2018 & 3 December 2018)	31 March 2025
#5R	 <p data-bbox="389 539 639 568"><i>Goniopora stutchburyi</i></p>	 <p data-bbox="1035 539 1286 568"><i>Goniopora stutchburyi</i></p>
#6	 <p data-bbox="405 925 624 954"><i>Cyphastrea serailia</i></p>	 <p data-bbox="1051 925 1270 954"><i>Cyphastrea serailia</i></p>
#7R	 <p data-bbox="424 1308 603 1337"><i>Coscinaraea</i> sp.</p>	 <p data-bbox="1070 1308 1249 1337"><i>Coscinaraea</i> sp.</p>
#8	 <p data-bbox="389 1715 639 1744"><i>Goniopora stutchburyi</i></p>	 <p data-bbox="1035 1738 1286 1767"><i>Goniopora stutchburyi</i></p>
#9		


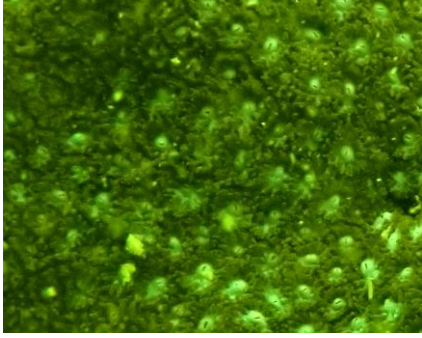








Tag #	Baseline (26 June 2018 & 3 December 2018)	31 March 2025
	<i>Goniopora stutchburyi</i>	<i>Goniopora stutchburyi</i>
#10R	 <p style="text-align: center;"><i>Goniopora stutchburyi</i></p>	 <p style="text-align: center;"><i>Goniopora stutchburyi</i></p>



Notes:

- i. The re-tagged corals were marked as ##**R**.

Photo Plate for Re-tagged Corals at Indirect Impact during the 25th Quarterly Coral Monitoring during Construction Phase on 31 March 2025

Tag #	Baseline (23 November 2018)	31 March 2025
#11R	 <p align="center"><i>Cyphastrea serailia</i></p>	 <p align="center"><i>Cyphastrea serailia</i></p>
#12R	 <p align="center"><i>Favites chinensis</i></p>	 <p align="center"><i>Favites chinensis</i></p>
#13R	 <p align="center"><i>Turbinaria peltata</i></p>	 <p align="center"><i>Turbinaria peltata</i></p>
#14R	 <p align="center"><i>Favites chinensis</i></p>	 <p align="center"><i>Favites chinensis</i></p>

Tag #	Baseline (23 November 2018)	31 March 2025
#15R	 <p data-bbox="424 539 673 573"><i>Goniopora stutchburyi</i></p>	 <p data-bbox="1059 539 1307 573"><i>Goniopora stutchburyi</i></p>
#16R	 <p data-bbox="405 925 689 958"><i>Psammocora superficialis</i></p>	 <p data-bbox="1040 925 1324 958"><i>Psammocora superficialis</i></p>
#17R	 <p data-bbox="453 1308 641 1341"><i>Favites chinensis</i></p>	 <p data-bbox="1091 1308 1279 1341"><i>Favites chinensis</i></p>
#18R	 <p data-bbox="405 1693 689 1727"><i>Psammocora superficialis</i></p>	 <p data-bbox="1040 1693 1324 1727"><i>Psammocora superficialis</i></p>
#19R	 <p data-bbox="405 2076 689 2110"><i>Psammocora superficialis</i></p>	 <p data-bbox="1040 2076 1324 2110"><i>Psammocora superficialis</i></p>

Tag #	Baseline (23 November 2018)	31 March 2025
#20R	 <p data-bbox="405 539 691 568"><i>Psammocora superficialis</i></p>	 <p data-bbox="1043 539 1329 568"><i>Psammocora superficialis</i></p>

Notes:

- i. The re-tagged corals were marked as ##**R**.