





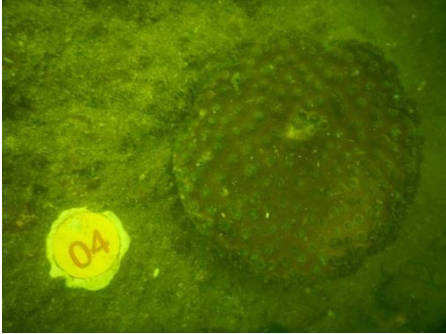















Appendix E Photo Records for Coral Monitoring

Photo Plate for Tagged and Re-tagged Corals at Control Site during the 23rd Quarterly Coral Monitoring during Construction Phase on 26 September 2024

Tag #	Baseline (26 June 2018 & 3 December 2018)	26 September 2024
#1	 <p align="center"><i>Goniopora stutchburyi</i></p>	 <p align="center"><i>Goniopora stutchburyi</i></p>
#2R	 <p align="center"><i>Goniopora stutchburyi</i></p>	 <p align="center"><i>Goniopora stutchburyi</i></p>
#3	 <p align="center"><i>Psammocora superficialis</i></p>	 <p align="center"><i>Psammocora superficialis</i></p>
#4	 <p align="center"><i>Turbinaria peltata</i></p>	 <p align="center"><i>Turbinaria peltata</i></p>









Tag #	Baseline (26 June 2018 & 3 December 2018)	26 September 2024
#5R	 <p data-bbox="389 562 639 595"><i>Goniopora stutchburyi</i></p>	 <p data-bbox="1035 589 1286 622"><i>Goniopora stutchburyi</i></p>
#6	 <p data-bbox="405 972 624 1005"><i>Cyphastrea serailia</i></p>	 <p data-bbox="1051 972 1270 1005"><i>Cyphastrea serailia</i></p>
#7R	 <p data-bbox="424 1379 604 1413"><i>Coscinaraea</i> sp.</p>	 <p data-bbox="1070 1402 1251 1435"><i>Coscinaraea</i> sp.</p>
#8	 <p data-bbox="389 1809 639 1843"><i>Goniopora stutchburyi</i></p>	 <p data-bbox="1035 1832 1286 1865"><i>Goniopora stutchburyi</i></p>









Tag #	Baseline (26 June 2018 & 3 December 2018)	26 September 2024
#9	 <p data-bbox="389 539 638 568"><i>Goniopora stutchburyi</i></p>	 <p data-bbox="1037 539 1286 568"><i>Goniopora stutchburyi</i></p>
#10R	 <p data-bbox="389 925 638 954"><i>Goniopora stutchburyi</i></p>	 <p data-bbox="1037 925 1286 954"><i>Goniopora stutchburyi</i></p>





Notes:

- i. The re-tagged corals were marked as ##**R**.

Photo Plate for Re-tagged Corals at Indirect Impact during the 23rd Quarterly Coral Monitoring during Construction Phase on 26 September 2024

Tag #	Baseline (23 November 2018)	26 September 2024
#11R	 <p align="center"><i>Cyphastrea serailia</i></p>	 <p align="center"><i>Cyphastrea serailia</i></p>
#12R	 <p align="center"><i>Favites chinensis</i></p>	 <p align="center"><i>Favites chinensis</i></p>
#13R	 <p align="center"><i>Turbinaria peltata</i></p>	 <p align="center"><i>Turbinaria peltata</i></p>
#14R	 <p align="center"><i>Favites chinensis</i></p>	 <p align="center"><i>Favites chinensis</i></p>

Tag #	Baseline (23 November 2018)	26 September 2024
#15R	 <p data-bbox="424 562 673 595"><i>Goniopora stutchburyi</i></p>	 <p data-bbox="1059 589 1308 622"><i>Goniopora stutchburyi</i></p>
#16R	 <p data-bbox="405 969 689 1003"><i>Psammocora superficialis</i></p>	 <p data-bbox="1040 969 1324 1003"><i>Psammocora superficialis</i></p>
#17R	 <p data-bbox="453 1357 641 1391"><i>Favites chinensis</i></p>	 <p data-bbox="1088 1357 1276 1391"><i>Favites chinensis</i></p>
#18R	 <p data-bbox="405 1762 689 1796"><i>Psammocora superficialis</i></p>	 <p data-bbox="1040 1785 1324 1818"><i>Psammocora superficialis</i></p>

Tag #	Baseline (23 November 2018)	26 September 2024
#19R	 <p data-bbox="405 539 692 573"><i>Psammocora superficialis</i></p>	 <p data-bbox="1040 539 1327 573"><i>Psammocora superficialis</i></p>
#20R	 <p data-bbox="405 925 692 958"><i>Psammocora superficialis</i></p>	 <p data-bbox="1040 925 1327 958"><i>Psammocora superficialis</i></p>

Notes:

- i. The re-tagged corals were marked as ##**R**.