

Contract No. EP/SP/66/12  
Integrated Waste Management Facilities, Phase 1  
22<sup>nd</sup> Quarterly EM&A Report






吉寶西格斯 - 振華聯營公司  
KEPPEL SEGHERS - ZHEN HUA JOINT VENTURE

# Quarterly EM&A Report No.22 (Period from 1 October to 31 December 2023)

(Clause 3.3, Further Environmental Permit FEP-01/429/2012/A)

## Document No.

KSZHJV	/	312	/	Quarterly EM&A	/	00022	/	B
Issuer		Project Code		Type of Document		Sequential No.		Revision Index

	Prepared by:	Certified by:	Verified by:
Name	Joe Ho	F.C Tsang	Mandy To
Position	Environmental Team Member	Environmental Team Leader	Independent Environmental Checker
Signature			
Date:	20 March 2024	20 March 2024	20 March 2024

## Revision History

<b>B</b>	Updated Appendix C	18 March 2024
<b>A</b>	First Submission	17 January 2024
<b>Rev.</b>	<b>DESCRIPTION OF MODIFICATION</b>	<b>DATE</b>

## CONTENT

1. Basic Project Information.....	1
2. Marine Water Quality Monitoring .....	6
3. Noise Monitoring .....	10
4. Waste.....	15
5. Coral.....	17
6. Marine Mammal.....	25
7. White-Bellied Sea Eagle .....	31
8. Summary of Monitoring Exceedance, Complaints, Notification of Summons and Prosecutions.....	33
9. EM&A Site Inspection .....	34
10. Conclusion and Recommendations .....	35

Appendix A	Master Programme
Appendix B	Summary of Implementation Status of Environmental Mitigation
Appendix C	Noise Monitoring Data Trending
Appendix D	Waste Flow Table
Appendix E	Photo Records for Coral Monitoring
Appendix F	Photo Records for White-bellied Sea Eagle Monitoring
Appendix G	Complaint Log

## EXECUTIVE SUMMARY

- A1. The Project, Integrated Waste Management Facility (IWMF), is a Designated Project under the Environmental Impact Assessment Ordinance (Cap. 499) (EIAO) and is currently governed by a Further Environmental Permit (FEP No. FEP-01/429/2012/A) for the construction and operation of the Project.
- A2. In accordance with the Updated Environmental Monitoring and Audit (EM&A) Manual for the Project, EM&A works for marine water quality, noise, waste management and ecology should be carried out by Environmental Team (ET), Acuity Sustainability Consulting Limited (ASCL), during the construction phase of the Project.
- A3. This is the 22<sup>nd</sup> Quarterly EM&A Report, prepared by ASCL, for the Project summarizing and concluding the monitoring results and audit findings of the EM&A programme at and around Shek Kwu Chau (SKC) during the reporting period from 1 October 2023 to 31 December 2023.
- A4. The EM&A works for construction noise, water quality, construction waste, coral, marine mammal and White-Bellied Sea Eagle (WBSE) were conducted during the reporting period in accordance with the Updated EM&A Manual.
- A5. Weekly site inspections of the construction works were carried out by ET to audit the mitigation measures implementation status. Monthly joint site inspections were carried out by ET and IEC.
- A6. As confirmed with Contractor and Project Supervising Officer, no marine construction work will be carried out from March to December 2023 tentatively. An updated EM&A arrangement to propose the temporary suspension of water quality and line-transect monitoring from March to December 2023 was submitted to EPD on 21 March 2023. EPD advised no comment on the updated EM&A arrangement on 29 March 2023. The water quality and line-transect monitoring were then temporarily suspended from 30 March 2023 onward. A two-week advance notice will be made by the Contractor prior to resumption of marine construction works. The water quality monitoring and line-transection monitoring will be resumed upon the resumption of marine construction works. ET will notify the resumption of marine construction works with updated EM&A schedule within one day after receiving the notification from contractor.

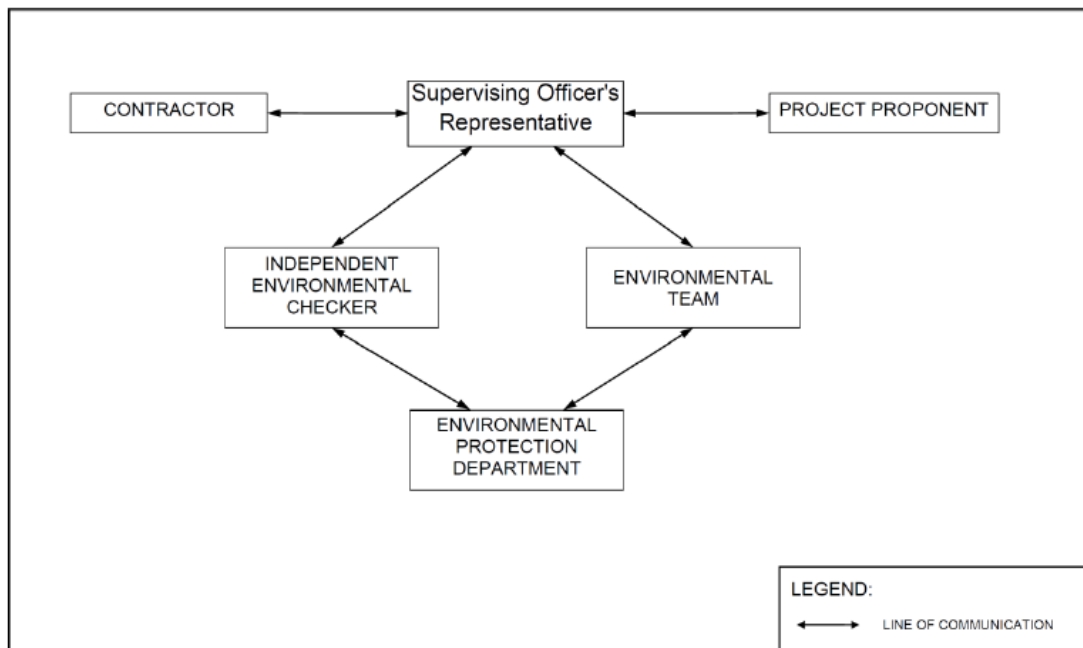
## 1. BASIC PROJECT INFORMATION

### 1.1. The Reporting Scope

1.1.1 This is the 22<sup>nd</sup> Quarterly EM&A Report for the Project which summarizes the key findings of the EM&A programme during the reporting period from 1 October 2023 to 31 December 2023.

### 1.2. Project Organization

1.2.2 The Project Organization structure for Construction Phase is presented in **Figure 1.1**.



**Figure 1.1 Project Organization Chart**

1.2.3 Contact details of the key personnel are presented in **Table 1.1** below:

**Table 1.1 Contact Details of Key Personnel**

Party	Position	Name	Telephone no.
Environmental Protection Department	Project Proponent	Cheng Tak-Kuen	2594-6111
Keppel Seghers – Zhen Hua Joint Venture	Project Manager	Peter Chung	2192-0603
Acuity Sustainability Consulting Limited	Environmental Team Leader	F.C. Tsang	2698-6833
ERM-Hong Kong, Limited	Independent Environmental Checker	Mandy To	2271-3000

### 1.3. Summary of Construction Works

1.3.1 Details of the major construction activities undertaken in this reporting period are shown in **Table 1.2** below. The construction programme is presented in **Appendix A**.

**Table 1.2 Summary of the Construction Activities Undertaken during the Reporting Period**

<b>Location of works</b>	<b>Construction activities undertaken</b>	<b>Remarks on progress</b>
Reclamation area	<ul style="list-style-type: none"> <li>• Foundation works (including Driven H Pile and Socketed H Pile)</li> <li>• Pile cap construction</li> <li>• Structural steel work</li> <li>• Superstructure construction</li> </ul>	<ul style="list-style-type: none"> <li>• Completed</li> <li>• On-going</li> <li>• On-going</li> <li>• On-going</li> </ul>
Seawall portion	<ul style="list-style-type: none"> <li>• Caisson extension works, from +3mPD to +6mPD, at Seawall A and B</li> <li>• Construction of wave wall along the vertical seawall above +3mPD</li> </ul>	<ul style="list-style-type: none"> <li>• On-going</li> <li>• On-going</li> </ul>

1.3.2 The status for all environmental aspects is presented in **Table 1.3**.

**Table 1.3 Summary of Status for Key Environmental Aspects under the Updated EM&A Manual**

<b>Parameters</b>	<b>Status</b>
<b>Water Quality</b>	
Baseline Monitoring under Updated EM&A Manual and Detailed Plan on DCM	The baseline water quality monitoring result has been reported in Baseline Monitoring Report and submitted to EPD under FEP Condition 3.4
Impact Monitoring	As confirmed with Contractor and Project Supervising Officer, no marine construction work will be carried out from March to December 2023 tentatively. An updated EM&A arrangement to propose the temporary suspension of water quality and line-transect monitoring from March to December 2023 was submitted to EPD on 21 March 2023. EPD advised no comment on the updated EM&A arrangement on 29 March 2023. The water quality and line-transect monitoring were then temporarily suspended from 30 March 2023 onward. A two-week advance notice will be made by the Contractor prior to resumption of marine construction works. The water quality monitoring and line-transection monitoring will be resumed upon the resumption of marine construction works. ET will notify the resumption of marine construction works with updated EM&A schedule within one day after receiving the notification from contractor.
Regular DCM Monitoring	All DCM was completed on 14 October 2020, regular DCM monitoring for further 4 weeks (i.e from 16 October 2020 to 14 November 2020) was completed according to the approved Detailed Plan on Deep Cement Mixing
Initial Intensive DCM Monitoring	Conducted from 11 February 2019 to 10 March 2019, had not been resumed since there was no DCM related parameter exceeding the AL/LL.
Baseline Water Quality of wet season	Completed over 13 August 2018 to 7 September 2018
<b>Noise</b>	
Baseline Monitoring	The baseline noise monitoring result has been reported in Baseline Monitoring Report and submitted to EPD under FEP Condition 3.4
Impact Monitoring	On-going
<b>Waste Management</b>	
Mitigation Measures in Waste Monitoring Plan	On-going
<b>Coral</b>	
Pre-translocation Survey and Coral Mapping	The Coral Translocation Plan was submitted and approved by EPD under EP Condition 2.12
Coral Translocation	Completed on 28 March 2018
Post-Translocation Coral Monitoring	Survey affected by missing of translocated and tagged coral colonies after typhoons in September 2018, completed on 28 March 2019.
Pre-construction Coral Survey and Tagging	Completed on 26 June 2018
Tagged Coral Monitoring	Survey obstructed due to missing of tagged coral colonies after typhoons in September 2018

<b>Parameters</b>	<b>Status</b>
Coral Survey and Re-tagging	Re-tagging at Indirect Impact Site was conducted on 23 November and Re-tagging at Control Site was conducted on 3 December 2018.
Post Re-tagging Coral Quarterly Monitoring	On-going
<b>Marine Mammal</b>	
Baseline Monitoring	The baseline marine mammal monitoring result has been reported in Baseline Monitoring Report and submitted to EPD under FEP Condition 3.4
Impact Monitoring	Temporarily suspended since 30 March 2023, as no marine construction works as defined in the approved EIA report (AEIAR-163/2012) and the Updated EM&A Manual was conducted in this reporting period.
Land-based Theodolite Tracking	30 days of theodolite surveys were started on 21 Feb 2019 and completed in May 2019.
Passive Acoustic Monitoring	30 days of PAM surveys were started on 1 May 2019 and completed at the end of May 2019.
<b>White-bellied Sea Eagle</b>	
Baseline Monitoring	The baseline WBSE monitoring result has been reported in Baseline Monitoring Report and submitted to EPD under FEP Condition 3.4
Impact Monitoring	On-going, since incubation activity was observed on 27 December 2023, the frequency of impact monitoring will be changed to weekly monitoring.
<b>Environmental Audit</b>	
Site Inspection covering Measures of Air Quality, Noise Impact, Water Quality, Waste, Ecological Quality, Fisheries, Landscape and Visual	On-going
Mitigation Measures in Marine Mammal Watching Plan (MMWP)	Installation of caisson No.19 was completed on 18 March 2021, which the reclamation area had been totally enclosed by permanent structure. Floating type silt curtain at marine access was removed on 18 March 2021. No enclosed area shall be formed by deployment of silt curtain for the remaining works programme.
Mitigation Measures in Detailed Monitoring Programme on Finless Porpoise (DMPFP)	Installation of caisson No.19 was completed on 18 March 2021, which the reclamation area had been totally enclosed by permanent structure. Floating type silt curtain at marine access was removed on 18 March 2021. No enclosed area shall be formed by deployment of silt curtain for the remaining works programme.
Mitigation Measures in Vessel Travel Details	On-going
Daily Site Audit and Monitoring for Dredging Work	Completed



- 1.3.3 Other than the EM&A works by ET, environmental briefings, trainings and regular environmental management meetings were conducted, in order to enhance environmental awareness and closely monitor the environmental performance of the contractors.
- 1.3.4 The EM&A programme has been implemented in accordance with the recommendations presented in the approved EIA Report and the Updated EM&A Manual. A summary of updated implementation status of the environmental mitigation measures for the construction phase of the Project during the reporting period is provided in **Appendix B**.

## 2. MARINE WATER QUALITY MONITORING

### 2.1 Water Quality Parameters

- 2.1.1 Measurement of Dissolved Oxygen (DO), Turbidity, Suspended Solids (SS), Salinity and pH have been undertaken at the eleven monitoring stations during general water quality monitoring.
- 2.1.2 DO, temperature, salinity, turbidity and pH were measured in-situ and the SS was assayed in a HOKLAS laboratory.
- 2.1.3 In associate with the water quality parameters, other relevant data were also measured, such as monitoring location/position, time, water depth, sampling depth, tidal stages, weather conditions and any special phenomena or work underway nearby were also recorded.
- 2.1.4 Impact water quality monitoring was conducted 3 days per week in the reporting period. All parameters were monitored during mid-flood and mid-ebb tides at three water depths for water quality monitoring. The interval between two sets of monitoring has not been less than 36 hours.
- 2.1.5 **Table 2.1** summarizes the monitoring parameters, frequency and duration of the impact water quality monitoring.

**Table 2.1 Water Quality Monitoring Parameters, Frequency and Duration**

Parameter, unit	Frequency	No. of Depths
<ul style="list-style-type: none"> <li>• Water Depth(m)</li> <li>• Temperature(°C)</li> <li>• Salinity(ppt)</li> <li>• pH (pH unit)</li> <li>• Dissolved Oxygen (DO)(mg/L and % of saturation)</li> <li>• Turbidity(NTU)</li> <li>• Suspended Solids (SS), mg/L</li> <li>• Current velocity (m/s)</li> <li>• Direction (in NESW)</li> </ul>	General water quality monitoring: 3 days per week, at mid-flood and mid-ebb tides	3 water depths: 1m below sea surface, mid-depth and 1m above sea bed. If the water depth is less than 3m, mid-depth sampling only. If water depth is less than 6m, mid-depth may be omitted.

### 2.2 Water Quality Monitoring Locations

- 2.2.1 Impact water quality monitoring was conducted at eleven monitoring locations (i.e. B1-B4, H1, C1A, C2A, F1A, CR1, CR2 and M1) during general water quality monitoring as shown in **Figure 2.1**.

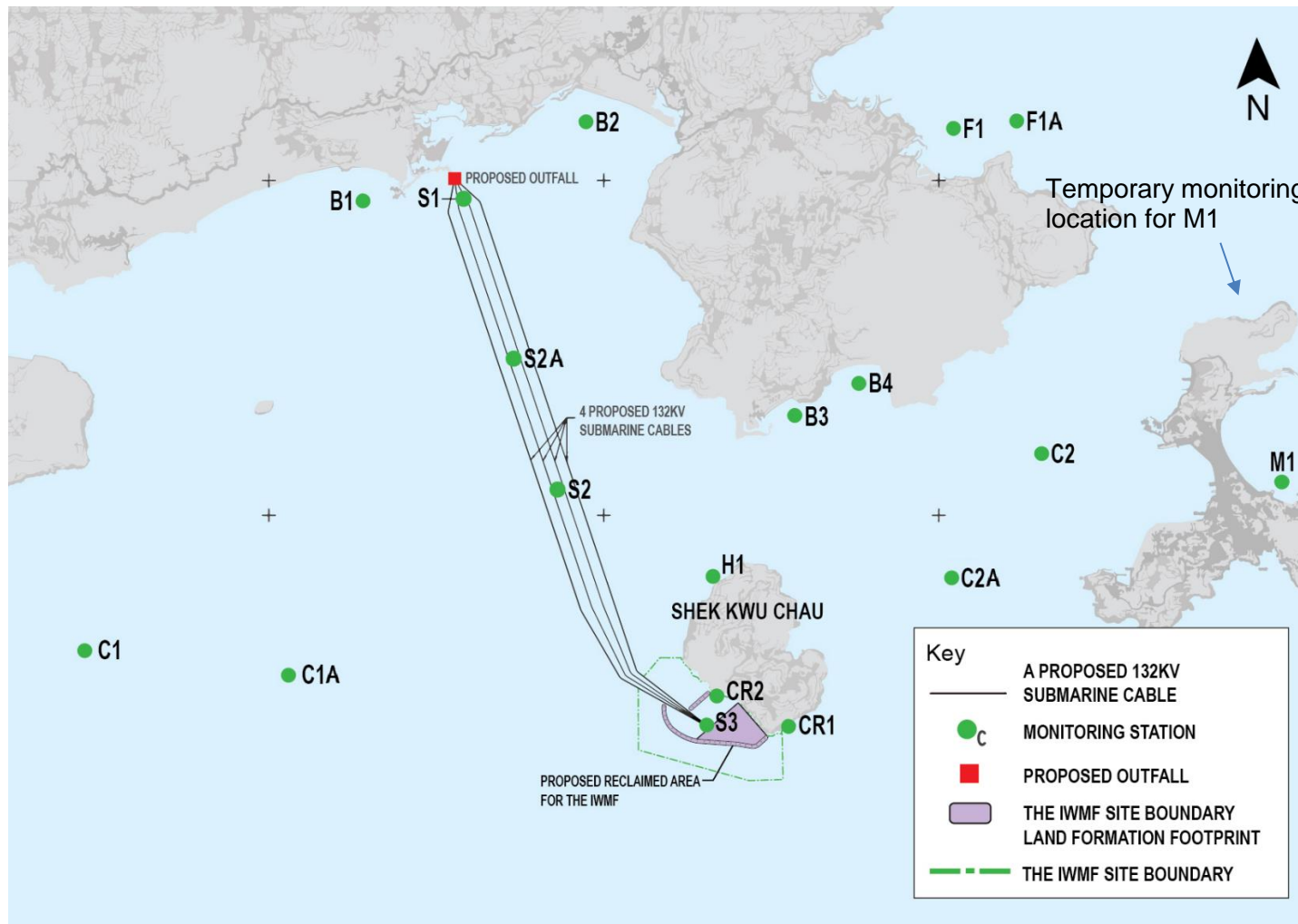


Figure 2.1 Water monitoring locations at Artificial Island near SKC

### 2.3 Action and Limit Levels

2.3.1 Based on the baseline monitoring data and the derivation criteria presented in the Baseline Monitoring Report, the Action/Limit Levels have been derived and are presented in **Table 2.2** and **Table 2.3** for both dry seasons (October – March) and wet seasons (April – September).

**Table 2.2 Derived Action and Limit Levels for Water Quality Monitoring (Dry Season)**

Parameters	Action	Limit
<b>Construction Phase Impact Monitoring</b>		
DO in mg/L	≤ 7.13	≤ 4
SS in mg/L	≥ 8 or 120% of control station's SS at the same tide of the same day of measurement, whichever is higher	≥ 10 or 130% of control station's SS at the same tide of the same day of measurement, whichever is higher
Turbidity in NTU	≥ 5.6 or 120% of control station's turbidity at the same tide of the same day of measurement, whichever is higher	≥ 12.81 or 130% of control station's turbidity at the same tide of the same day of measurement, whichever is higher
Temperature in °C	1.8°C above the temperature recorded at representative control station at the same tide of the same day	2°C above the temperature recorded at representative control station at the same tide of the same day

Notes:

- i. "Depth-averaged" is calculated by taking the arithmetic means of reading of all three depths.
- ii. For DO, non-compliance of the water quality limits occurs when monitoring result is lower than the limits.
- iii. For turbidity, SS and Salinity, non-compliance of the water quality limits occurs when monitoring result is higher than the limits.

**Table 2.3 Derived Action and Limit Levels for Water Quality (Wet Season)**

Parameters	Action	Limit
<b>Construction Phase Impact Monitoring</b>		
DO in mg/L	≤ 5.28	≤ 4
SS in mg/L	≥ 12 or 120% of control station's SS at the same tide of the same day of measurement, whichever is higher	≥ 14 or 130% of control station's SS at the same tide of the same day of measurement, whichever is higher
Turbidity in NTU	≥ 4.0 or 120% of control station's turbidity at the same tide of the same day of measurement, whichever is higher	≥ 4.3 or 130% of control station's turbidity at the same tide of the same day of measurement, whichever is higher
Temperature in °C	1.8°C above the temperature recorded at representative control station at the same tide of the same day	2°C above the temperature recorded at representative control station at the same tide of the same day

Notes:

- i. "Depth-averaged" is calculated by taking the arithmetic means of reading of all three depths.
- ii. For DO, non-compliance of the water quality limits occurs when monitoring result is lower than the limits.
- iii. For turbidity, SS and Salinity, non-compliance of the water quality limits occurs when monitoring result is higher than the limits.

## 2.4 Monitoring Results and Observations

2.4.1 A As confirmed by the Contractor on 14 October 2020, all DCM works was completed on 14 October 2020, the post DCM water quality monitoring was completed for further 4 weeks (i.e. from 16 October 2020 to 14 November 2020) according to the approved Detailed Plan on Deep Cement Mixing. As all DCM work and post DCM water quality monitoring were completed, no water quality monitoring was conducted at S1, S2A and S3 from 14 November 2020 onward. As no marine construction work will be carried out from March to December 2023 and EPD had no comment on temporary suspension of water quality monitoring on 29 March 2023, the water quality was then temporarily suspended from 30 March 2023 onward.

### 3. NOISE MONITORING

#### 3.1 Noise Monitoring Parameters

3.1.1 Impact noise monitoring was conducted weekly in the reporting period between 0700 and 1900 hours on normal weekdays. Additional impact noise monitoring was conducted weekly in the reporting period between 1900 and 0700 hours on all days as well as public holidays and Sundays.

3.1.2 Construction noise level measured in terms of the A-weighted equivalent continuous sound pressure level ( $L_{Aeq}$ ).  $L_{eq\ 30min}$  was used as the monitoring parameter for the time period between 0700 and 1900 hours on normal weekdays.  $L_{eq\ 5min}$  was used as the monitoring parameter for the time period between 1900 and 0700 hours as well as public holidays and Sundays. **Table 3.1** summarizes the monitoring parameters, frequency and duration of the impact noise monitoring and additional impact noise monitoring.

**Table 3.1 Noise Monitoring Parameters, Time, Frequency and Duration**

Monitoring Station	Time	Duration	Parameters
M1/ N_S1, M2/ N_S2, M3/ N_S3	Day time: 0700-1900 hrs (during normal weekdays)	Once per week $L_{eq\ 5min}/L_{eq\ 30min}$ (average of 6 consecutive $L_{eq\ 5min}$ )	$L_{eq}$ , $L_{10}$ & $L_{90}$
	Evening time: 1900-2300 hrs (including normal weekdays, also public holidays and Sundays)	Once per week $L_{eq\ 5min}$ (3 sets of $L_{eq\ 5min}$ )	$L_{eq}$ , $L_{10}$ & $L_{90}$
	Night time: 2300-0700 hrs (including normal weekdays, also public holidays and Sundays)	Once per week $L_{eq\ 5min}$ (3 sets of $L_{eq\ 5min}$ )	$L_{eq}$ , $L_{10}$ & $L_{90}$

#### 3.2 Noise Monitoring Locations

3.2.1 Three noise monitoring locations for impact monitoring and additional impact monitoring at the nearby sensitive receivers are shown in **Figure 3.1**

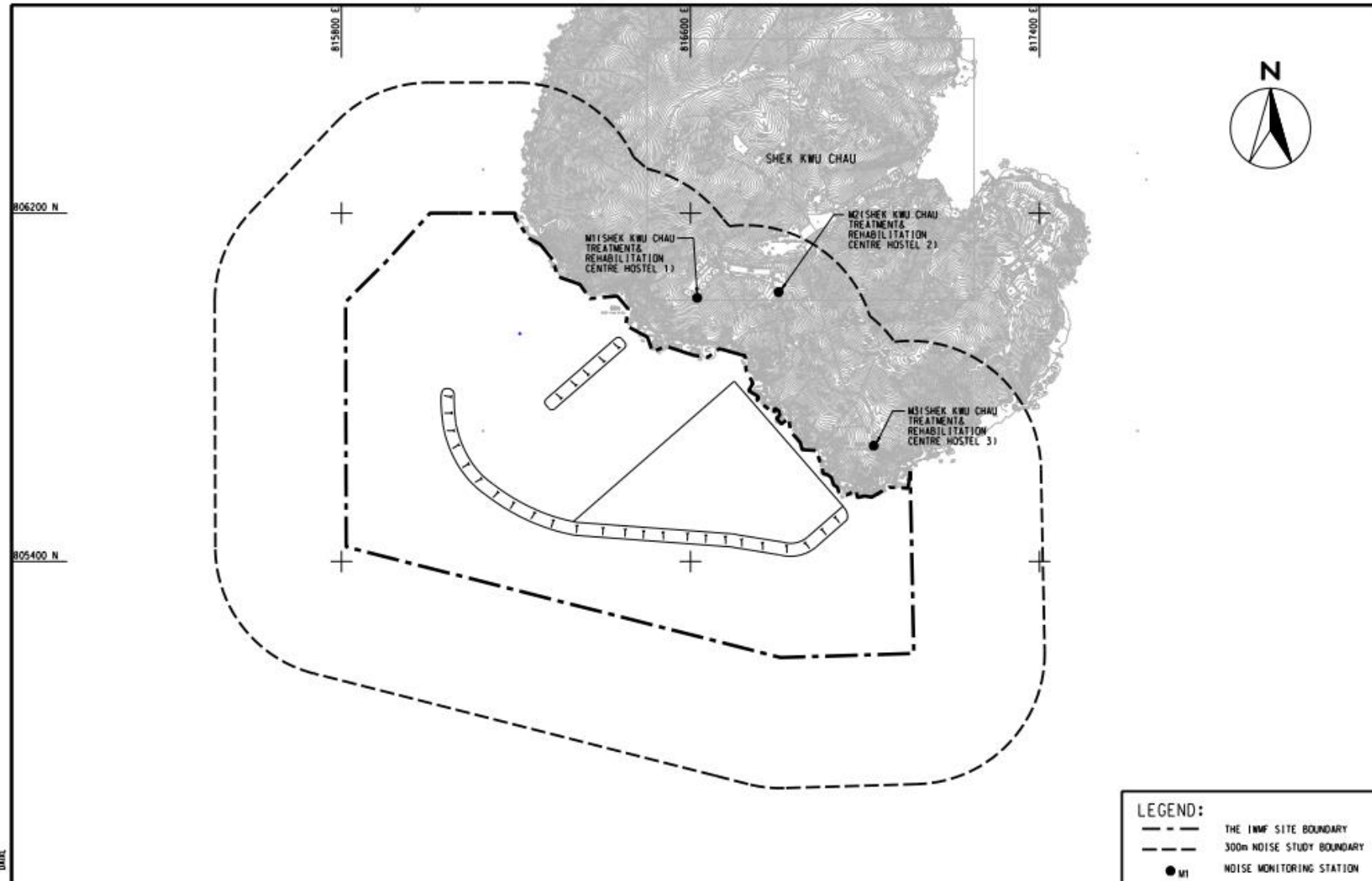


Figure 3.1 Noise monitoring locations at SKC

3.2.2 M1, M2 and M3 are Shek Kwu Chau Treatment and Rehabilitation Centre Hostel 1, 2 and 3 respectively of The Society for the Aid and Rehabilitation of Drug Abusers (SARDA) located at southern part of Shek Kwu Chau.

3.2.3 Measurements at M1 & M3 were conducted at a point 1m from the exterior of the sensitive receivers building façade and at a position 1.2m above the ground. Measurement setup at M3 has been varying with minor adjustment to minimize the disturbance to the users of Treatment Centre. Measurement at M2 was conducted at a point 1m from building façade of the ceiling of 1st floor level for avoidance of mutual disturbance with users of Treatment Centre. The minor adjustment of monitoring locations, which were in favour to mutual convenience with the users of Treatment Centre, were found with no effect on monitoring result based on on-site observation and experience from the Baseline monitoring of the Project.

3.2.4 The noise monitoring stations are summarized in **Table 3.2** below.

**Table 3.2 Noise Monitoring Location**

Station	NSR ID in EIA Report	Noise Monitoring Location	Type of sensitive receiver(s)	Measurement Type
M1	N_S1	Shek Kwu Chau Treatment & Rehabilitation Centre Hostel 1	Residential	Façade
M2	N_S2	Shek Kwu Chau Treatment & Rehabilitation Centre Hostel 2	Residential	Façade
M3	N_S3	Shek Kwu Chau Treatment & Rehabilitation Centre Hostel 3	Residential	Façade

### 3.3 Action and Limit Levels

3.3.1 The Action/Limit Levels in line with the criteria of Practice Note for Professional Persons (ProPECC PN 2/93) “Noise from Construction Activities – Non-statutory Controls” and Technical Memorandum on Environmental Impact Assessment Process issued by HKSAR Environmental Protection Department [“EPD”] under the Environmental Impact Assessment Ordinance, Cap 499, S.16 is presented in **Table 3.3**.

**Table 3.3 Action and Limit Levels for Noise per Updated EM&A Manual**

Time Period	Action	Limit (dB(A))
0700-1900 hrs on normal weekdays	When one documented complaint is received	75 dB(A)

Notes: If works are to be carried out during restricted hours, the conditions stipulated in the Construction Noise Permit (CNP) issued by the Noise Control Authority have to be followed.

### 3.4 Monitoring Results and Observations

3.4.1 Impact monitoring for noise impact for daytime was conducted in the reporting period. The impact noise levels at Noise Monitoring Stations at SKC (i.e. M1/ N\_S1 to M3/ N\_S3) are summarized in **Table 3.5**. Additional impact monitoring during restricted hours was conducted in the reporting period. The additional impact noise levels at Noise Monitoring Stations at SKC (i.e. M1/ N\_S1 to M3/ N\_S3) are summarized in **Table 3.6** and **Table 3.7** respectively. Trending of the noise monitoring results is presented graphically in **Appendix C**.



- 3.4.2 Major construction activity, major noise source and extreme weather which might affect the results were recorded during the impact monitoring.
- 3.4.3 According to our field observations, the major noise source identified at the noise monitoring station in the reporting quarter are summarised in **Table 3.4**. Sound from the intermittent piling work was the noticeable noise source for monitoring stations M1, M2 and M3. Air conditioning units were also observed at station M3 during the impact monitoring.

**Table 3.4 Summary of Field Observation**

Monitoring Station	Major Noise Source
M1	Sound from the intermittent piling work
M2	Sound from the intermittent piling work
M3	Sound from the intermittent piling work, construction works of air quality monitoring station

- 3.4.4 No data from impact monitoring during daytime had exceeded the stipulated limit level at 75 dB(A).

**Table 3.5 Summary of Impact Noise Monitoring Results during Daytime (0700 – 1900 hrs)**

Location	Noise in dB(A)								
	Range of L <sub>eq</sub> 30min			Range of L <sub>10</sub> 30min			Range of L <sub>90</sub> 30min		
	Oct	Nov	Dec	Oct	Nov	Dec	Oct	Nov	Dec
M1	56.0 – 64.0	56.3 – 63.2	56.1 – 62.0	57.7 – 68.3	58.0 – 65.8	57.8 – 62.1	54.0 – 55.7	54.5 – 57.9	53.6 – 56.6
M2	53.4 – 63.0	57.2 – 62.3	55.1 – 64.5	54.6 – 66.9	57.6 – 65.2	57.7 – 64.7	49.0 – 56.4	52.5 – 54.7	51.7 – 52.8
M3	55.5 – 60.3	54.6 – 58.6	55.5 – 62.6	57.7 – 62.1	57.0 – 65.8	56.2 – 63.3	50.5 – 57.3	50.0 – 57.9	51.2 – 55.1

- 3.4.5 Applicable mitigation measures for construction works are fully implemented as shown in **Appendix B**, where double-glazed windows and air conditioning system were also installed and confirmed operable for the NSRs (N\_S1, N\_S2 & N\_S3).
- 3.4.6 During the noise monitoring event, frontline staff of ET have inquired the treatment centre users on any noise disturbance from the construction activities at evening and night time, where no complaint and adverse opinions was received.
- 3.4.7 Data from impact monitoring during evening time and night time were compared with the NCO criteria. Where site inspection and auditing on Contractor’s record have shown that the conditions stipulated in the Construction Noise Permit (CNP) issued by the Noise Control Authority for construction works during restricted hours were followed. No inappropriate practice were spotted during evening time and night time construction works, thus the stipulated requirement on noise impact control during night time and evening time was achieved.

**Table 3.6 Summary of the Additional Impact Noise Monitoring Results during Evening Time (1900-2300 hrs)**

Location	Noise in dB(A)								
	Range of Leq 5min			Range of L10 5min			Range of L90 5min		
	Oct	Nov	Dec	Oct	Nov	Dec	Oct	Nov	Dec
M1	42.5 – 59.3	42.7 – 53.9	43.6 – 53.3	43.6 – 60.1	44.4 – 56.7	45.0 – 55.4	41.5 – 55.8	38.7 – 51.3	41.5 – 50.8
M2	48.6 – 58.7	47.7 – 53.2	46.2 – 52.3	50.1 – 61.7	48.3 – 55.0	46.9 – 54.0	41.5 – 55.2	46.1 – 49.5	45.1 – 51.1
M3	44.2 – 61.1	42.6 – 52.7	38.3 – 54.3	45.0 – 63.3	43.9 – 56.3	40.0 – 54.7	43.4 – 59.7	40.6 – 48.3	37.0 – 47.0

**Table 3.7 Summary of Additional Impact Noise Monitoring Results during Night Time (2300 – 0700 hrs)**

Location	Noise in dB(A)								
	Range of Leq 5min			Range of L10 5min			Range of L90 5min		
	Oct	Nov	Dec	Oct	Nov	Dec	Oct	Nov	Dec
M1	39.6 – 53.1	40.2 – 46.6	38.2 – 42.4	41.8 – 55.0	41.8 – 48.5	39.2 – 44.0	37.3 – 49.8	37.3 – 44.2	36.6 – 41.2
M2	39.1 – 50.6	43.3 – 47.3	43.3 – 45.8	40.3 – 53.9	43.7 – 51.0	43.6 – 46.5	37.0 – 49.0	42.7 – 45.3	42.8 – 43.8
M3	40.9 – 62.7	40.2 – 48.3	35.1 – 44.3	41.7 – 62.9	40.9 – 49.5	35.8 – 53.6	35.6 – 62.5	39.5 – 45.9	34.2 – 39.2

## 4. WASTE

- 4.1 The waste generated from this Project includes inert construction and demolition (C&D) materials, and non-inert C&D materials. Non-inert C&D materials are made up of general refuse, vegetative wastes and recyclable wastes such as plastics and paper/cardboard packaging waste. Steel materials generated from the project are also grouped into non-inert C&D materials as the materials were not disposed of with other inert C&D materials.
- 4.2 As advised by the Contractor, no C&D materials were generated on site in the reporting period. No metal was generated and collected by registered recycling collector. 377 kg of paper was collected by the registered recycling collector. No plastic waste was collected by registered recycling collector. No chemical waste was collected by the licensed chemical waste collector. 968.5 m<sup>3</sup> of other types of wastes (e.g. general refuse) was disposed of at designated landfill. 898.5 m<sup>3</sup> fill rock was imported during the reporting quarter.
- 4.3 Chemical waste generated from land-based construction activities was stored in the chemical waste cabinet for temporary storage.
- 4.4 With reference to relevant handling records and trip tickets of this Project, the quantities of different types of waste generated in the reporting period are summarised in **Table 4.1**. Details of cumulative waste management data are presented as a waste flow table in **Appendix D**.
- 4.5 The Contractor is advised to sort and store any solid and liquid waste on-site properly prior to disposal.

**Table 4.1 Quantities of Waste Generated from the Project**

Reporting Period	Actual Quantities of Inert C&D Materials Generated Monthly								Actual Quantities of C&D Wastes Generated Monthly					
	Total Quantity Generated	Hard Rock and Large Broken Concrete (see Note 1)	Reused in the Contract	Reused in other Projects	Disposed as Public Fill	Imported Fill			Metals	Paper / cardboard packaging	Plastics (see Note 2)	Chemical Waste		Others, e.g. general refuse (see Note 3)
						Sand	Public Fill	Rock				(in ,000kg)	(in ,000L)	
(in ,000m <sup>3</sup> )	(in ,000m <sup>3</sup> )	(in ,000m <sup>3</sup> )	(in ,000m <sup>3</sup> )	(in ,000m <sup>3</sup> )	(in ,000m <sup>3</sup> )			(in ,000kg)	(in ,000kg)	(in ,000kg)	(in ,000kg)	(in ,000L)	(in ,000m <sup>3</sup> )	
Oct 2023	0	0	0	0	0	0	0	0.4025	0	0.3779	0	0	0	0.2340
Nov 2023	0	0	0	0	0	0	0	0	0	0	0	0	0	0.3510
Dec 2023	0	0	0	0	0	0	0	0.4960	0	0	0	0	0	0.3835

Notes:

1. Broken concrete for recycling into aggregates.
2. Plastic refer to plastic bottles / containers, plastic sheets / foam from packaging materials.
3. Use the conversion factor: 1 full load of dumping truck being equivalent to 6.5 m<sup>3</sup> by volume.
4. Use the conversion factor: rock density = 2 T/m<sup>3</sup>.

## 5. CORAL

### 5.1 Coral Monitoring Parameters

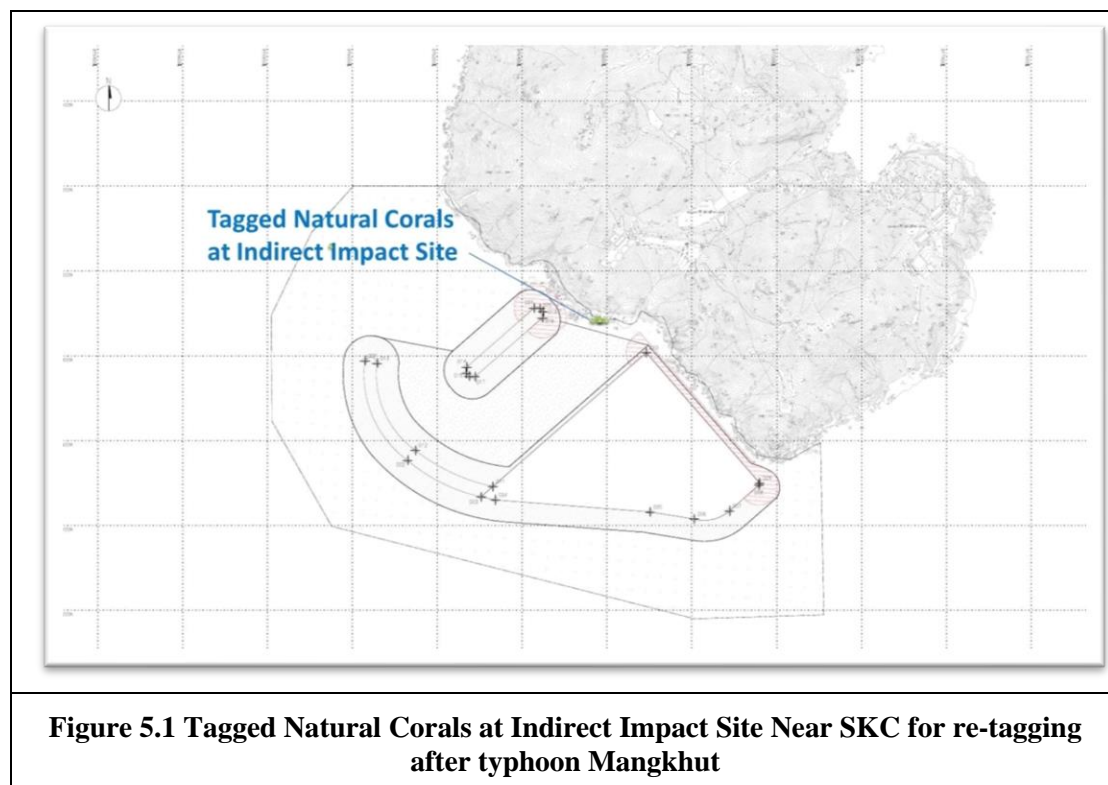
5.1.1 Ten (10) tagged coral colonies at each site of suggested control site and indirect impact site are being monitored weekly for the first month and followed by monthly monitoring for three months. The selected Control Site is located at Yuen Kong Chau of Soko Islands about 7 km away from the project area. After the hitting of super typhoon Mangkhut in mid-September 2018, the coral re-tagging activities at indirect impact site and control site were conducted in November and December 2018 respectively. Tagged coral colonies at the proposed recipient site are being monitored quarterly for one year and the last post-translocation coral monitoring was completed on 28 Mar 2019. The selected recipient site R3 is located the opposite side of the Project area at about 2 km away.

5.1.2 Monitoring recorded the following parameters (using the same methodology adopted during the pre-translocation survey); the size, presence, health conditions (percentage of mortality/bleaching) and percentage of sediment of each trans-located coral colony. The general environmental conditions including weather, sea, and tidal conditions of survey sites were monitored.

5.1.3 Health status of coral was assessed by the following criteria:  
Hard coral: Percentage of surface area exhibiting partial mortality and blanched/bleached area of each coral colony and degree of sedimentation.

### 5.2 Coral Monitoring Locations

Location of the ten tagged coral colonies at each of the proposed indirect impact site, control site, the recipient site R3 and REA transect at proposed indirect impact site are shown in **Figure 5.1**, **Figure 5.2** and **Figure 5.3** respectively:





**Figure 5.2 Tagged Natural Corals at Control Site Near Yuen Kong Chau for re-tagging after typhoon Mangkhut**



**Figure 5.3 Tagged Translocation Corals at Recipient Site R3 near SKC**

5.2.1 The GPS coordinates of the tagged coral colonies and retagged coral colonies at both indirect impact site, control site and recipient site R3 were shown in **Table 5.1**, **Table 5.2** and **Table 5.3** respectively.

**Table 5.1 Tagged Natural Corals during Baseline and Re-tagged Natural Corals after Typhoon Manghkut at Control Site near Yuen Long Chau**

Coral # <sup>note i</sup>	GPS Coordinates	
1	N22°09'45.96"	E113°54'57.81"
2R	N22°11'29.12"	E113°59'09.01"
3	N22°09'45.81"	E113°54'57.78"
4	N22°09'45.70"	E113°54'57.95"
5R	N22°11'29.10"	E113°59'09.18"
6	N22°09'45.75"	E113°54'58.02"
7R	N22°11'29.17"	E113°59'08.86"
7	N22°09'45.65"	E113°54'57.94"
8	N22°09'45.53"	E113°54'57.90"
9	N22°09'46.23"	E113°54'54.70"
10R	N22°11'29.18"	E113°59'08.91"

Notes:

- i. The re-tagged corals were marked as ##R.

**Table 5.2 Re-tagged Natural Corals after Typhoon Manghkut at Indirect Impact Site near SKC**

Coral # <sup>note i</sup>	GPS Coordinates	
11R	N22°11'29.14"	E113°59'08.92"
12R	N22°11'29.12"	E113°59'09.01"
13R	N22°11'29.11"	E113°59'09.07"
14R	N22°11'29.13"	E113°59'09.12"
15R	N22°11'29.10"	E113°59'09.18"
16R	N22°11'29.07"	E113°59'09.23"
17R	N22°11'29.17"	E113°59'08.86"
18R	N22°11'29.14"	E113°59'08.94"
19R	N22°11'29.20"	E113°59'08.81"
20R	N22°11'29.18"	E113°59'08.91"

Notes:

- i. The re-tagged corals were marked as ##R.

**Table 5.3 GPS Coordinates of Recipient Site R3**

Site	GPS Coordinates	
R3	N22°11'43.69"	E113°28.99"

### 5.3 Action and Limit Levels

- 5.3.1 Monitoring result was reviewed and compared against the below Action Level and Limit Level (AL/LL) as set with the below **Table 5.4** and **Table 5.5**.

**Table 5.4 Action and Limit Levels for Construction Phase Coral Monitoring**

Parameter	Action Level	Limit Level
Mortality	If during Impact Monitoring a 15% increase in the percentage of partial mortality on the corals occurs at more than 20% of the tagged indirect impact site coral colonies that is not recorded on the tagged corals at the control site, then the Action Level is exceeded.	If during Impact Monitoring a 25% increase in the percentage of partial mortality on the corals occurs at more than 20% of the tagged indirect impact site coral colonies that is not recorded on the tagged corals at the control site, then the Limit Level is exceeded.

**Table 5.5 Action and Limit Levels for Post-Translocation Coral Monitoring**

Parameter	Action Level	Limit Level
Mortality	If during Post-Translocation Monitoring a 15% increase in the percentage of partial mortality on the corals occurs at more than 20% of the translocated coral colonies that is not recorded on the original corals in the recipient site, then the Action Level is exceeded.	If during Post-Translocation Monitoring a 25% increase in the percentage of partial mortality on the corals occurs at more than 20% of the translocated coral colonies that is not recorded on the original corals in the recipient site, then the Limit Level is exceeded.

#### 5.4 Monitoring Results and Observations

- 5.4.1 Ten (10) hard coral colonies were monitored at each site of Control and Indirect Impact sites as suggested in the Construction Phase Monitoring Plan. The general health conditions (size, mortality, bleaching and sediment) were recorded and summarized in **Table 5.7** and **Table 5.8**. Photos of each tagged coral colonies were taken during the monitoring activities and shown in **Appendix E**.
- 5.4.2 The 20<sup>th</sup> quarterly coral monitoring during construction phase at both Indirect Impact Site and Control Site was conducted on 27 December 2023 and the weather condition was summarized in **Table 5.6**.



**Table 5.6 Weather Condition for the 20<sup>th</sup> Quarterly Coral Monitoring during Construction Phase at both Indirect Impact Site and Control Site**

<b>Date</b>	<b>Condition</b>	<b>Average Underwater Visibility</b>
27 December 2023	- Northeast wind force 4 to 5 - Sunny	Less than 10 cm

**Table 5.7 Sizes, Condition, Mortality, Bleaching and Sediment of 10 Natural Coral Colonies at Control Site of 20<sup>th</sup> Quarterly Coral Monitoring (27 December 2023) during 64<sup>th</sup> to 66<sup>th</sup> Monthly Construction Phase Monitoring**

Coral #	Species	Size (cm) – Max. Diameter	Condition	Mortality (%)		Bleaching (%)		Sediment (%)	
				Baseline (26 Jun 2018 & 3 Dec 2018)	27 Dec 2023	Baseline (26 Jun 2018 & 3 Dec 2018)	27 Dec 2023	Baseline (26 Jun 2018 & 3 Dec 2018)	27 Dec 2023
1	<i>Goniopora stutchburyi</i>	25	Good	0	0	0	0	0	0
2R	<i>Goniopora stutchburyi</i>	10	Good	0	0	0	0	0	0
3	<i>Psammocora superficialis</i>	18	Good	0	0	0	0	0	0
4	<i>Turbinaria peltata</i>	13	Good	0	0	0	0	0	0
5R	<i>Goniopora stutchburyi</i>	18	Good	0	0	0	0	0	0
6	<i>Cyphastrea serailia</i>	43	Good	0	0	0	0	0	0
7R	<i>Coscinaraea</i> sp.	15	Good	0	0	0	0	0	0
8	<i>Goniopora stutchburyi</i>	21	Good	0	0	0	0	0	0
9	<i>Goniopora stutchburyi</i>	11	Good	0	0	0	0	0	0
10R	<i>Goniopora stutchburyi</i>	20	Good	0	0	0	0	0	0

Notes:

- i. The re-tagged corals were marked as ##R.

**Table 5.8 Sizes, Condition, Mortality, Bleaching and Sediment of 10 Natural Coral Colonies at Indirect Impact Site of 20<sup>th</sup> Quarterly Coral Monitoring (27 December 2023) during 64<sup>th</sup> to 66<sup>th</sup> Monthly Construction Phase Monitoring**

Coral #	Species	Size (cm) – Max. Diameter	Condition	Mortality (%)		Bleaching (%)		Sediment (%)	
				Baseline (23 Nov 2018)	27 Dec 2023	Baseline (23 Nov 2018)	27 Dec 2023	Baseline (23 Nov 2018)	27 Dec 2023
11R	<i>Cyphastrea serailia</i>	48	Good	0	0	0	0	0	0
12R	<i>Favites chinensis</i>	27	Good	0	0	0	0	0	0
13R	<i>Turbinaria peltata</i>	21	Good	0	0	0	0	0	0
14R	<i>Favites chinensis</i>	8	Good	0	0	0	0	0	0
15R	<i>Goniopora stutchburyi</i>	11	Good	0	0	0	0	0	0
16R	<i>Psammocora superficialis</i>	27	Good	0	0	0	0	0	0
17R	<i>Favites chinensis</i>	15	Good	0	0	0	0	0	0
18R	<i>Psammocora superficialis</i>	39	Good	0	0	0	0	0	0
19R	<i>Psammocora superficialis</i>	42	Good	0	0	0	0	0	0
20R	<i>Psammocora superficialis</i>	29	Good	0	0	0	0	0	0

Notes:

- i. The re-tagged corals were marked as ##R.

- 5.4.3 The re-tagging activity had been done at both Indirect Impact Site and Control Site in November 2018 and December 2018 respectively. A total of 20 tagged coral colonies (10 at control site and 10 at indirect impact site including the re-tagged coral colonies) were monitored. Similar to the baseline results performed in June, November and December 2018 and the results of the previous quarterly coral monitoring during construction phase, the health condition of all tagged and re-tagged coral colonies at Indirect Impact Site and Control site were good in general. No increased mortality was recorded during the survey in December 2023.
- 5.4.4 No sediment, bleaching or increased mortality in the general condition of coral colonies were observed during the 20<sup>th</sup> quarterly coral monitoring period. No deterioration of the coral community was observed in the ecological monitoring results when compared with the baseline ecological monitoring results. There is no AL/LL exceedance during the monitoring period.

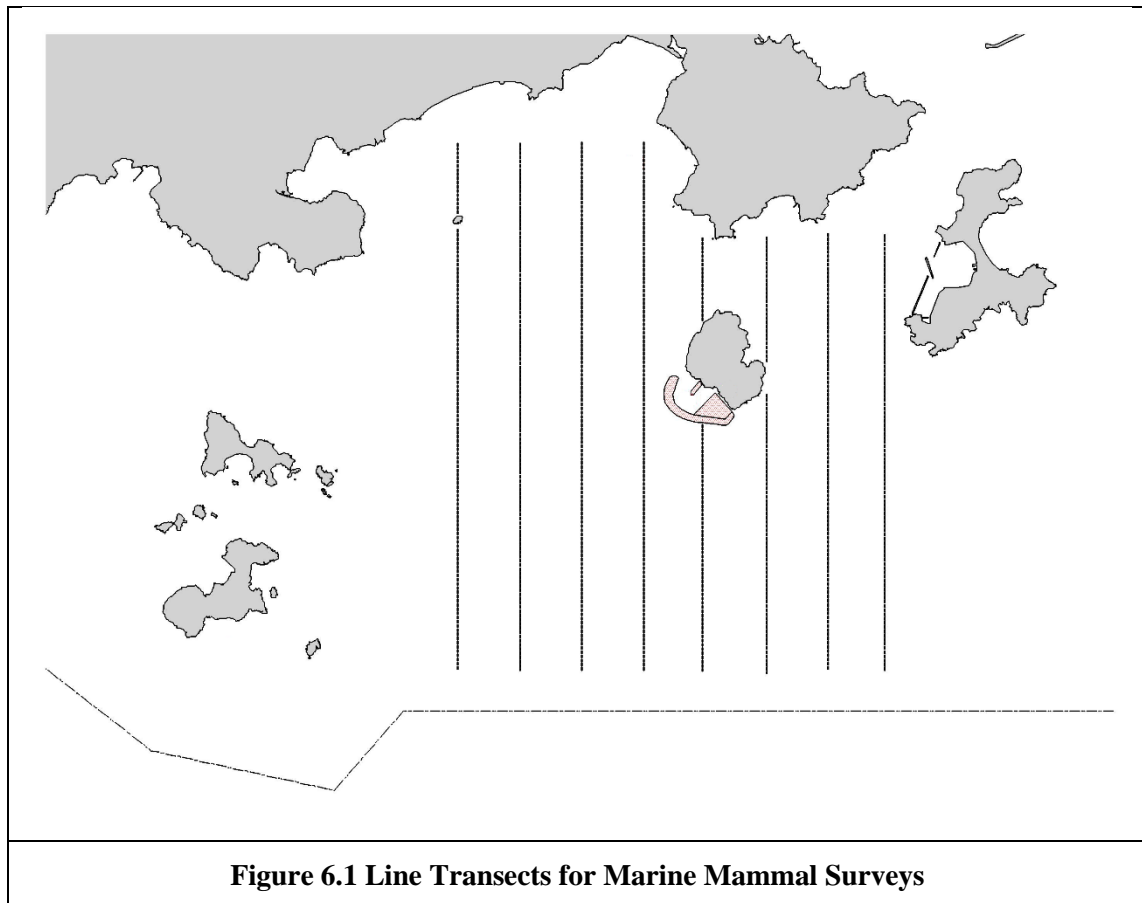
## 6. MARINE MAMMAL

### 6.1 Survey Methods

#### 6.1.1 Vessel-based Line-transect Survey

6.1.1.1 For the vessel-based marine mammal surveys, the monitoring team adopted the standard line-transect method (Buckland et al. 2001) as same as that adopted during the EIA study and pre-construction phase monitoring to allow fair comparison of marine mammal monitoring results.

6.1.1.2 Eight transect lines are set at Southeast Lantau survey area, including Shek Kwu Chau, waters between Shek Kwu Chau and the Soko Islands, inshore waters of Lantau Island (e.g. Pui O Wan) as well as southwest corner of Cheung Chau as shown in **Figure 6.1** below:

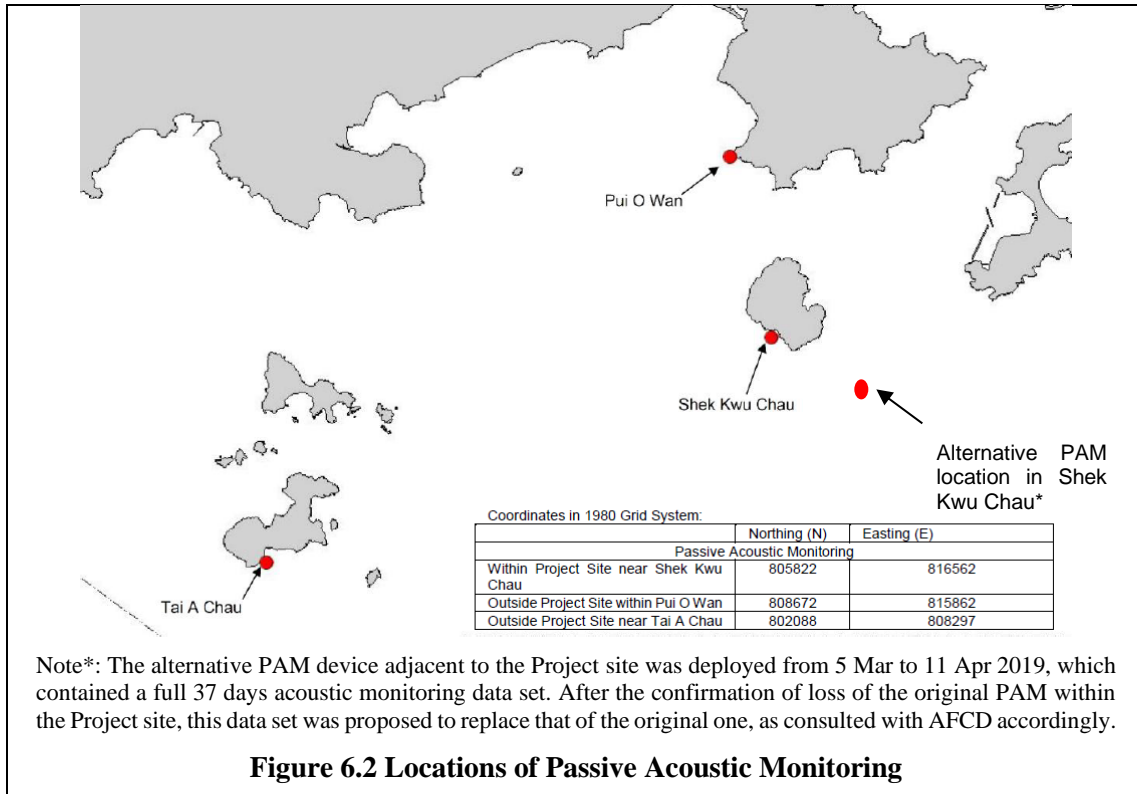


6.1.1.3 In comparison to the baseline monitoring results, results from the analyzed construction phase monitoring data would allow the detection of any changes of their usage of habitat, in response to the scheduled construction works.

#### 6.1.2 Passive Acoustic Monitoring (PAM)

6.1.2.1 The PAM aims to study the usage of an area by Finless Porpoise by using an array of automated static porpoise detectors (e.g. C-POD) which would be deployed at different locations to detect the unique ultra-high frequency sounds produced by

Finless Porpoise. During the construction period, the PAM survey will be conducted including placement of two passive porpoise detectors outside the Project Area as control site (i.e. within Pui O Wan and to the south of Tai A Chau) and one porpoise detector within the Project Area (i.e. near Shek Kwu Chau) as shown in **Figure 6.2** below.



**Figure 6.2 Locations of Passive Acoustic Monitoring**

6.1.2.2 These three detectors will be deployed on-site to carry out 24-hours monitoring for a period listed as **Table 6.1** below during the construction phase.

**Table 6.1 PAM Deployment Period**

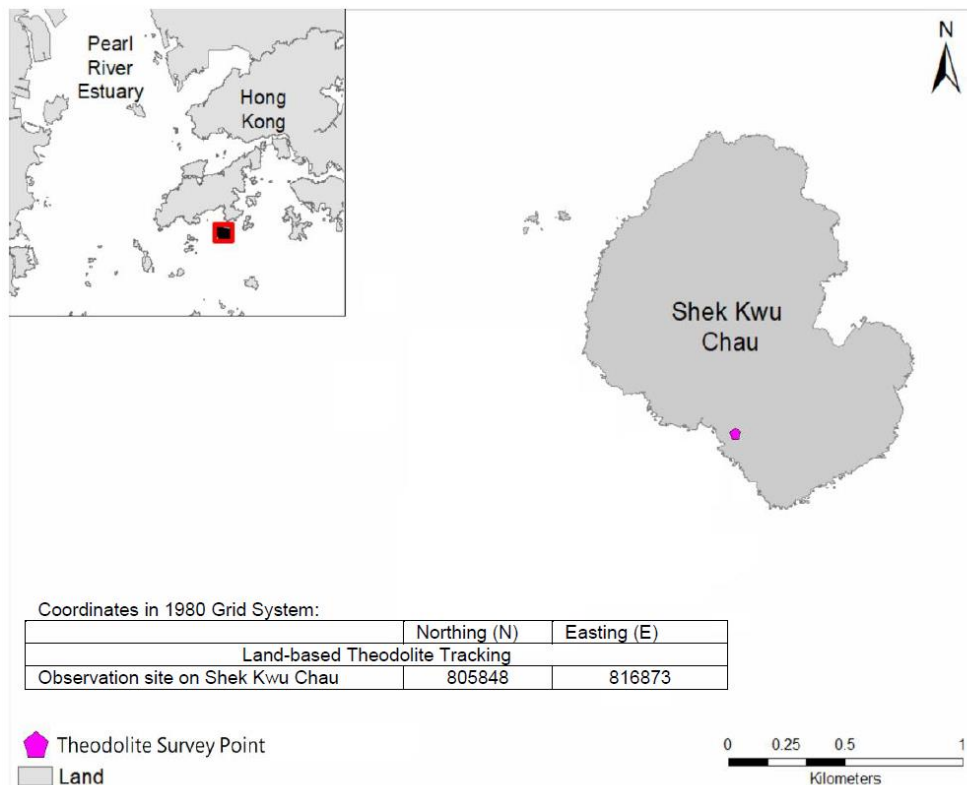
Season	Months	Deployment Period
Peak Season	December, January, February, March, April or May	At least 30 days during the peak months of porpoise occurrence in South Lantau waters

6.1.2.3 The automated static porpoise detectors shall detect the presence and number of finless porpoise and Chinese White Dolphins respectively over the deployment period, with the false signal such as boat sonar and sediment transport noise distinguished and filtered out. The detectors shall be deployed and retrieved by professional dive team on the seabed of the three selected location shown in **Figure 6.2**. During each deployment, the C-POD unit serial numbers as well as the time and date of deployments shall be recorded. Information including the GPS positions and water depth at each of the deployment locations shall also be obtained.

6.1.2.4 The diel patterns (i.e. 24-hour activity pattern) of finless porpoise occurrence among the three sites at Shek Kwu Chau, Tai A Chau and Pui O Wan shall be analyzed. Peaks and troughs of finless porpoise occurrence per hour of day would be identified and compared with the results obtained from pre-construction monitoring.

### 6.1.3 Land-based Theodolite Tracking

6.1.3.1 The Land-based Theodolite Tracking study would use the same station as in the AFCD monitoring study (same as the baseline monitoring location), which is situated at the southwest side of Shek Kwu Chau (GPS position: 22°11.47' N and 113°59.33' E) as shown in below **Figure 6.3**. The station was selected based on its height above sea level (at least 20 metres), close proximity to shore, and relatively unobstructed views of the entire Project Area to the southwest of Shek Kwu Chau. The height of the Shek Kwu Chau Station established by the HKCRP team is 74.6 m high at mean low water, and only a few hundred metres to the IWMF reclamation site, which is ideal for the purpose for the present behavioural and movement monitoring of finless porpoises as well during construction phase considering there as an un-obstructed vantage point at a height above the Project Site.



**Figure 6.3 Locations of Land-based Theodolite Tracking**

6.1.3.2 During the construction phase, Land-based Theodolite Tracking will be carried out for approximately six hours of tracking for each day of field work for a period listed as **Table 6.2** below, preferably at the initial stage of the construction period (i.e. December 2018 to May 2019).

**Table 6.2 Land-based Theodolite Tracking Survey Period**

Season	Months	Survey Period
Peak Season	December, January, February, March, April or May	30 days during the peak months of porpoise occurrence in South Lantau waters

6.1.3.3 The monitoring period for land-based theodolite tracking will be proposed to be overlapped with the PAM. The monitoring team consists of one experienced theodolite operator and at least two field observers for assistance. To conduct

theodolite tracking, the observers will search systematically for Finless Porpoise using the unaided eye and 7 x 50 handheld binoculars on each survey day throughout the study area. When an individual or group of porpoises is located, a theodolite tracking session will be initiated and focal follow methods will be used to track the porpoise(s). Behavioural state data (i.e. resting, milling, travelling, feeding and socializing) shall also be recorded every 5 minutes for the focal individual or group. Positions of porpoises and boats shall be measured using a digital theodolite connected to a laptop computer. This tracking survey will be conducted during the peak season between December 2018 and May 2019 for 30 surveys spanning across 15-16 weeks during the peak season to provide good temporal coverage during the initial stage of the construction period.

## 6.2 Specific Mitigation Measures

### 6.2.1 Monitored exclusion zones

6.2.1.1 During the installation/re-installation/relocation process of floating type silt curtains, in order to avoid the accidental entrance and entrapment of marine mammals within the silt curtains, a monitored exclusion zone of 250 m radius from silt curtain should be implemented and monitored by competent Marine Mammal Observers (MMOs). Marine Mammal Exclusion Zone (MMEZ) would also be implemented for precautionary purpose for DCM works.

### 6.2.2 Marine mammal watching plan

6.2.2.1 Upon the completion of silt curtain installation/re-installation/relocation, marine mammal watching plan would be implemented to observe the presence of any marine mammal around the localized silt curtain or being trapped by the localized silt curtain.

## 6.3 Results and Observations

### 6.3.1 Vessel-based Line-transect Survey

6.3.1.1 As confirmed with Contractor and Project Supervising Officer, no marine construction work will be carried out from March to December 2023 tentatively. An updated EM&A arrangement to propose the temporary suspension of line transect monitoring from March to December 2023 was submitted to EPD on 21 March 2023 and EPD had no comment on the updated EM&A arrangement on 29 March 2023. The line transect monitoring was then temporarily suspended from 30 March 2023 onward.

### 6.3.2 PAM and Land-based Theodolite Tracking

6.3.2.1 30 days of PAM surveys were started at 1 May 2019 and completed until the end of May 2019. Multiple PAM systems were deployed at three sites. The PAM system located at the IWMF was lost, however, an alternative data set has been identified. The PAM systems at the two control sites Tai A Chau and Pui O were recovered on 3 August 2019. A summary of marine mammal detections shows that porpoise were recorded every day of deployment at each site, but at varying frequencies. The detailed theodolite result was presented in 17<sup>th</sup> Monthly EM&A report (November 2019) while detailed PAM result was presented in 18<sup>th</sup> Monthly EM&A report (December 2019).



6.3.2.2 For the baseline study, the DPM for each site was 11,160 (Shek Kwu Chau), 16,089 (Tai A Chau) and 3645 (Pui O Wan), totalling 30,894 DPM across all three sites, compared to DPMs of 4740 (Shek Kwu Chau), 7725 (Tai A Chau) and 23,986 (Pui O Wan), totalling 36,451 DPM, for the impact phase study. As the impact phase study was longer than the baseline study, it is not appropriate to directly compare total counts of DPM, however, the DPM rate (the average number of detections per day) for each site can be more directly compared. During the baseline study, Shek Kwu Chau averaged 338.2 DPM per day compared to 124.8 DPM per day, during the impact phase study. This showed a decrease in the daily average of porpoise detection at Shek Kwu Chau. During the baseline study, Tai A Chau averaged 487.6 DPM per day compared to 179.7 DPM per day, during the impact phase study. This showed a decrease in the daily average of porpoise detection at Tai A Chau. During the baseline study, Pui O Wan averaged 98.5 DPM per day compared to 557.8 DPM per day, during the impact phase study. This showed a significant increase in the daily average of porpoise detections at Pui O Wan (**Table 6.3**).

6.3.2.3 Overall, the PAM study showed that porpoise continue to consistently utilise the Shek Kwu Chau habitat immediately adjacent to the IWMF construction activities, although to a lesser degree than that prior to construction activities. In addition, the Pui O Wan site, which is 2.5 km away from the IWMF construction area, was also consistently utilised during the impact phase PAM study. A continued assessment of fine scale habitat use, particularly through PAM which yields large quantities of data, would allow a more comprehensive assessment of the EIA predictions.

**Table 6.3 Summary Statistic Comparison of Baseline (2018) and Impact Phase (2019) Passive Acoustic Monitoring**

Baseline data									
Site	Unit ID	Start	End	Days	DPD % Days	Total DPM	DPM /Day	% False Positive DPM	Time Lost %
Shek Kwu Chau	2891	2018/02/09	2018/03/13	32.11	100	11160	338.2	0.0	1.00
Tai A Chau	2868	2018/02/09	2018/03/13	32.5	100	16089	487.6	1.0	2.00
Pui O Wan	2891	2018/03/13	2018/04/17	34.85	97.3	3645	98.5	2.0	31.87
Total				99.01		30894	312.0		
Impact Phase									
Site	Unit ID	Start	End	Days	DPD % Days	Total DPM	DPM /Day	% False Positive DPM	Time Lost %
Shek Kwu Chau	IWMF_BU_20190305_01	2019/03/05	2019/04/11	37.91	100	4740	124.8	0.0	0
Tai A Chau	IWMF_20190411_02	2019/04/11	2019/05/23	41.94	100	7725	179.7	0.0	0
Pui O Wan	IWMF_20190411_01	2019/04/11	2019/05/23	42.02	100	23986	557.8	0.0	0
Total				121.9		36451	299.1		

6.3.2.4 Theodolite surveys were completed in May 2019. In total, 34 days of theodolite tracking were completed between February - May 2019, comprising 167 hours and 49 minutes of observation. No Chinese white dolphin was observed and only one finless was recorded. The finless porpoise encounter rate was calculated as 0.006 finless porpoise per hour, in all weather conditions.

6.3.2.5 A total of 2620 vessels of ten different types were observed and tracked within or in the proximity of the IWMF construction site. These comprised fishing boats (236), speed boats (29), container boats (155), government boats (22), high speed ferries (53), others (13) and IWMF-Related construction platforms (974), tug boats(240), transportation boats (363), construction boats (531) and approximately 8 buoys were present marking the site boundary. The detailed Land-based Theodolite Tracking Report was presented in 5<sup>th</sup> Quarterly EM&A report and 17<sup>th</sup> Monthly EM&A report.

- 6.3.2.6 The baseline theodolite tracking was conducted immediately prior to and during the site preparation activities of the site. The baseline data records a decrease in porpoise sightings as site preparation activities commenced and notes that the decrease was most likely due to the onset of site preparation activities. The impact theodolite tracking conducted for this study records a marked increase in the number of Project related vessels and platforms and, in agreement with baseline conclusions, shows a concomitant decrease in finless porpoise sightings.

## 7. WHITE-BELLIED SEA EAGLE

### 7.1 WBSE Monitoring Parameters

7.1.1 The objective of the construction phase monitoring should be to verify the utilisation of the area by WBSE, their responses to construction disturbance, as well as the effectiveness of the proposed mitigation measures. Throughout the construction phase, field surveys should be conducted twice per month during their core breeding season (from December to May), and once per month outside their core breeding season (from June to November). The monitoring frequency should be increased to weekly during the incubation period of each year. In order to confirm their foraging ground near the construction site, it is necessary to conduct daily monitoring during the first week of nestling period in each year.

7.1.2 Since the location of the WBSE nest was located at the southwest of SKC within the hillside shrubland, it is impossible to observe the eggs during incubation period. Therefore, monitoring with increased frequency during incubation period could not be carried out. Daily monitoring will be carried out once any chick is recorded during the monitoring day.

### 7.2 Results and Observations

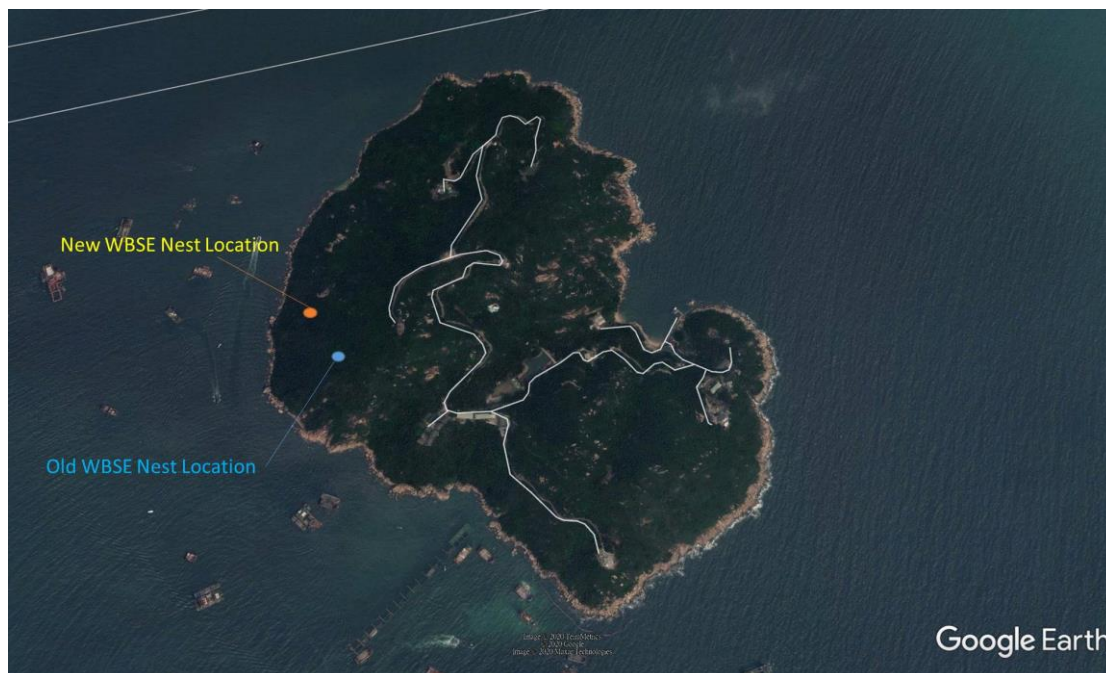
7.2.1 7-day consecutive monitoring was conducted from 29 March 2023 to 4 April 2023 and the April 2023 construction phase monitoring were conducted on 12 and 26 April 2023. During the whole monitoring survey period, the two adult WBSEs and one chick were recorded. No abnormal behaviour of the recorded for both adults and chick during the 7-day consecutive monitoring.

7.2.2 Five monitoring surveys for monthly construction phase were conducted during the reporting period, four of the monitoring surveys were conducted during their core breeding season (between December to May) and one of the monitoring survey was conducted outside their core breeding season (between June to November). Since there is no landing point along the western part of SKC, boat survey was used for the monitoring survey. In order to increase the chance of finding the WBSEs, monitoring survey was carried out either early in the morning or later in the afternoon. The weather conditions of monitoring survey were shown in **Table 7.1**.

**Table 7.1 Weather Conditions during the WBSE Monitoring (Monthly)**

Date	Condition	Temperature (°C)
26 October 2023	- Northeast wind force 4 to 5 - Sunny	29
28 November 2023	- Northeast wind force 4 to 5 - Sunny	22
13 December 2023	- Northeast wind force 4 to 5 - Sunny Day	23
27 December 2023	- Northeast wind force 4 to 5 - Sunny Day	24

- 7.2.3 Two adult WBSEs were recorded near Shek Kwu Chau area in October, November and December 2023. No abnormal behaviours of the adults were recorded during October, November and December 2023 construction phase monitoring. All construction works during the monitoring period did not show any impact to the WBSE.
- 7.2.4 The juvenile recorded in 2022 and 2023 has not been observed since monitoring event in September 2022 and September 2023 respectively, it is suggested that the juvenile left the nest at SKC and nesting in other area outside our monitoring boundary.
- 7.2.5 No disturbances from anthropogenic activities on the island were recorded during the monitoring survey. No invasion of other fauna species was recorded as well.



**Figure 7.1 Location of WBSE Nest on SKC**

- 7.2.6 No invasion of other fauna species was recorded and no sign of using the construction site as a foraging ground was recorded as well.
- 7.2.7 Photo records of the WBSE taken during the reporting period are presented in **Appendix F**.

## **8. SUMMARY OF MONITORING EXCEEDANCE, COMPLAINTS, NOTIFICATION OF SUMMONS AND PROSECUTIONS**

- 8.1 No exceedance of the Action and Limit Levels of the regular construction noise, coral and WBSE monitoring was recorded during the reporting period.
- 8.2 No environmental complaint was received in the reporting period.
- 8.3 No notification of summon or prosecution was received since commencement of the Contract.
- 8.4 Statistics on complaints, notifications of summons and successful prosecutions are summarized in **Appendix G**.

## 9. EM&A SITE INSPECTION

- 9.1 Site inspections were carried out on a weekly basis to monitor the implementation of proper environmental pollution control and mitigation measures under the Contract. Site inspections were carried out at the Site Portions 1, 1A, 1B during the reporting period. Portions 1, 1A & 1B were the sites near SKC within the Site boundary.
- 9.2 Joint site inspection with IEC was carried out on a monthly basis.
- 9.3 Minor deficiencies were observed during weekly site inspection. Key observations during the site inspections are summarized below:
- Prevention actions for oil/chemical spillage were not carried out properly;
  - Chemical was not stored properly at designated storage place;
  - Non-road Mobile Machinery (NRMM) label was not displayed properly and faded NRMM label should be replaced;
  - Wastewater was not treated before discharge;
  - Improper deployment of geotextile;
  - C&D waste and general waste was stored separately;
  - Insufficient maintenance and cleaning for internal drainage works; and
  - General waste was not stored inside the enclosed rubbish bin and housekeeping was not maintained.
- 9.4 The Contractor had rectified all of the observations identified during environmental site inspections in the reporting period.
- 9.5 According to the EIA Study Report, Environmental Permit, contract documents and Updated EM&A Manual, the mitigation measures detailed in the documents, except the silt curtain system, are implemented as much as practical during the reporting period. An updated Implementation Status of Environmental Mitigation Measures (EMIS) is provided in **Appendix B**.

## **10. CONCLUSION AND RECOMMENDATIONS**

- 10.1 This 22<sup>nd</sup> Quarterly Environmental Monitoring and Audit (EM&A) Report summarizes the EM&A works undertaken during the period from 1 October 2023 to 31 2023 in accordance with the Updated EM&A Manual and the requirement under EP- 429/2012/A and FEP-01/429/2012/A.
- 10.2 Construction noise, water quality, construction waste, coral, marine mammal and White-Bellied Sea Eagle (WBSE) monitoring were carried out in the reporting period. No project-related exceedance of the Action and Limit Levels was recorded during the reporting period.
- 10.3 Weekly environmental site inspections were conducted during the reporting period. Environmental deficiencies were observed during site inspection and were rectified.
- 10.4 According to the environmental site inspections performed in the reporting period, the Contractor was reminded to pay attention on on-site housekeeping, the proper storage of the chemicals, chemical waste and construction waste, dust control measure for belt conveyor system, proper NRMM labelling, proper deployment of geotextile and proper wastewater handling.
- 10.5 As confirmed with Contractor and Project Supervising Officer, no marine construction work will be carried out from March to December 2023 tentatively. EPD advised no comment on the updated EM&A arrangement regarding temporarily suspension of water quality and line-transect monitoring on 29 March 2023. The water quality and line-transect monitoring were then temporarily suspended from 30 March 2023 onward. The water quality monitoring and line-transection monitoring will be resumed upon the resumption of marine construction works.
- 10.6 No environmental complaint was received in the reporting period.
- 10.7 No notification of summon or prosecution was received since commencement of the Contract.
- 10.8 The ET will keep track on the construction works to confirm compliance of environmental requirements and the proper implementation of all necessary mitigation measures.

## Appendix A Master Programme



Activity ID	Activity Name	Original Duration	Remaining Duration	Activity % Complete	Current Start	Current Finish	Late Start	Late Finish	Total Float	M71 Remarks	2023				
											Oct 71	Nov 72	Dec 73	2024 Jan 74	
<b>Programme for Design and Construction Works WP6H-M71 - 3-Month</b>															
<b>Key Dates</b>															
<b>Planned Completion Dates</b>															
01-1030(5a)	Grid Connection Agreement (GCA)	0	0	0%		31-Oct-23*		30-Oct-23	0		◆				
01-1070	Completion of Civil Provision for Transmission	0	0	0%		28-Nov-23		30-Jan-24	63		◆				
<b>Dates of Site Possession</b>															
01-1160	Possession of Portion 3	0	0	0%	01-Nov-23	01-Nov-23	18-Aug-23	18-Aug-23	-75		◆				
<b>Contract Preliminaries</b>															
<b>Establishment of Environmental Monitoring Stations</b>															
02-1030	Establishment of Air Quality Monitoring Station at Portion 3 (12m Prior to T&C)	90	61	32.22%	01-Jul-23 A	01-Jan-24	19-Aug-23	18-Oct-23	-75						
02-1050	Establishment of Air Quality Monitoring Station at Portion 5 (12m Prior to T&C)	90	61	32.22%	01-Jul-23 A	01-Jan-24	19-Aug-23	18-Oct-23	-75						
<b>License/Permit Applications</b>															
<b>License/Permit for Construction</b>															
03-1370(5a)	EPD Discharge License for System Commissioning	0	0	0%	29-Nov-23		06-Jan-25		404		◆				
03-1370_1(M34)	Landscape and Visual Plan	180	24	86.67%	24-Dec-22 A	23-Nov-23	06-Jan-25	29-Jan-25	433						
<b>DG Licence</b>															
<b>Day Tank &amp; Fuel Oil Storage (Cat 5)</b>															
03-1400	General Building Plans and FSI Provision Design Submission to FSD (Cat 5)	30	30	0%	30-Nov-23	29-Dec-23	28-Jan-24	26-Feb-24	59						
03-1410	DGD and VD Review and Approval of Submission	180	180	0%	30-Dec-23	26-Jun-24	27-Feb-24	24-Aug-24	59						
<b>Chemical Stores (all Cat)</b>															
03-1480	Plans and FSI Provision Design Submission to FSD	21	21	0%	30-Nov-23	20-Dec-23	17-Jan-24	06-Feb-24	48						
03-1490	DGD and VD Review and Approval of Submission	180	180	0%	21-Dec-23	17-Jun-24	07-Feb-24	04-Aug-24	48						
<b>Fire Services Installations (FSI) Certificate</b>															
<b>Fire Services Installations Certificate Inspection</b>															
03-1555-1(5a)	Approval of General Building Plans and FSI Provision Design Submission	0	0	0%		29-Nov-23		16-Jan-24	48		◆				
<b>Fire Services Installations Certificate Inspection for IWMF Sub-Station</b>															
03-3890	Application for FSI Inspection	14	14	0%	09-Jan-24	23-Jan-24	08-Aug-24	21-Aug-24	212						
03-3900	FSD Process Application	14	14	0%	23-Jan-24	06-Feb-24	22-Aug-24	04-Sep-24	212						
<b>Air Pollution Control (Specified Processes) License</b>															
03-1750(3)	SP License Application Submissions and review by EPD	300	270	10%	24-Apr-23 A	26-Jul-24	05-Nov-23	31-Jul-24	5	Change Relationship on Predecessor 03-1555-1(5a) from FS 0 to FFO					
<b>Boilers and Pressure Vessels License</b>															
03-1910(3)	Completion of on-site boiler installation	90	90	0%	29-Dec-23	27-Mar-24	18-Sep-23	16-Dec-23	-102						
<b>General Submissions</b>															
<b>Contractor's Plans Submission and Approval</b>															
04-1400(1)	Operation Plan (OP)	240	10	95.83%	27-Nov-18 A	09-Nov-23	23-Aug-23	01-Sep-23	-69						
04-1450(1)	Asset Management Plan (AMP)	120	10	70%	15-Apr-23 A	09-Nov-23	19-Aug-23	28-Aug-23	-73						
04-1500(1)	Handback Plan (HP)	120	10	70%	15-Mar-23 A	09-Nov-23	19-Aug-23	28-Aug-23	-73						
<b>Design Submissions</b>															
<b>General Building Plan</b>															
04-1600(M42)	Process Building & Wastewater Treatment Plant	135	30	77.78%	03-Jun-21 A	29-Nov-23	18-Dec-23	16-Jan-24	48						
04-1610(M42)	Turbine Hall Building	135	30	77.78%	03-Mar-21 A	29-Nov-23	18-Dec-23	16-Jan-24	48						
04-1620(M42)	Compressor & CCCW Building	135	30	77.78%	03-Mar-21 A	29-Nov-23	18-Dec-23	16-Jan-24	48						
04-1630(M42)	Chimney	135	30	77.78%	03-Mar-21 A	29-Nov-23	18-Dec-23	16-Jan-24	48						
04-1640(M42)	Mechanical Treatment Plant & Water Treatment Plant	135	30	77.78%	03-Jun-21 A	29-Nov-23	18-Dec-23	16-Jan-24	48						
04-1650(M42)	Reception Pavilion	135	30	77.78%	03-Jun-21 A	29-Nov-23	18-Dec-23	16-Jan-24	48						
04-1660(M42)	Administration Building and Viewing Gallery	135	30	77.78%	03-Jun-21 A	29-Nov-23	18-Dec-23	16-Jan-24	48						
04-1670(M42)	Elevated Drive Way and Associated Structures	135	30	77.78%	03-Mar-21 A	29-Nov-23	18-Dec-23	16-Jan-24	48						
04-1680(M42)	IWMF Substation	135	30	77.78%	03-Mar-21 A	29-Nov-23	18-Dec-23	16-Jan-24	48						
04-1700	Vessel Offloading Point	60	60	0%	31-Oct-23	29-Dec-23	29-Jan-24	28-Mar-24	90						
04-1710	Vehicle Fuel Filling Station	60	60	0%	31-Oct-23	29-Dec-23	21-Jan-24	20-Mar-24	82						
04-1720	Fuel Filling Kiosk	60	60	0%	31-Oct-23	29-Dec-23	21-Jan-24	20-Mar-24	82						
04-1730	Weighbridge	135	22	80%	22-Apr-22 A	21-Nov-23	21-Sep-23	12-Oct-23	-40						
04-1740	Seawater Intake Structure	60	30	80%	23-Feb-23 A	29-Nov-23	17-Apr-24	16-May-24	169						
<b>AIP Design Package Submissions</b>															
<b>AIP Incineration Plant Buildings (2.3)</b>															
<b>Operation Management System (2.3.03.04)</b>															
05-2250	Design of the Air Quality Monitoring Stations (2.9.01)	60	14	80%	01-Jun-22 A	13-Nov-23	23-Jan-24	05-Feb-24	84						
<b>AIP Mechanical Treatment Plant Building (2.4)</b>															
05-1670	Electrical and instrumentation works design (2.4.03)	190	99	40%	08-Aug-23 A	06-Feb-24	12-Sep-23	19-Dec-23	-49						
<b>Building services design (excluding fire services installation design) (2.4.06)</b>															
05-1700	LV and Emergency Power Distribution Design	135	30	80%	18-Jan-22 A	29-Nov-23	31-May-24	29-Jun-24	213						
05-1720	Odour Control	90	30	80%	11-Jul-18 A	29-Nov-23	26-Nov-23	26-Dec-23	27						
05-1740	Drainage	90	30	80%	10-Jan-21 A	29-Nov-23	21-Apr-24	20-May-24	173						
05-1760	Lifts	90	30	80%	22-Feb-22 A	29-Nov-23	01-Sep-23	30-Sep-23	-60						
<b>AIP Wastewater Treatment Plant (2.5)</b>															
<b>Building services design (excluding fire services installation design) (2.5.06)</b>															
05-1830	LV and Emergency Power Distribution Design (2.5.06.01)	135	30	80%	31-Jan-19 A	29-Nov-23	01-Apr-24	30-Apr-24	153						
05-1850	Odour Control (2.5.06.03)	105	30	80%	31-Dec-21 A	29-Nov-23	22-Mar-24	20-Apr-24	143						
<b>AIP Water Treatment Plant Building (2.6)</b>															



Activity ID	Activity Name	Original Duration	Remaining Duration	Activity % Complete	Current Start	Current Finish	Late Start	Late Finish	Total Float	M71 Remarks	2023										
											Oct 71	Nov 72	Dec 73	2024 Jan 74							
05-3370	Electric Heat Tracing (Process Island) (2.3.15.02.10)	120	88	60%	17-Feb-22 A	26-Jan-24	03-Apr-24	29-Jun-24	155												
05-3390-10(M55)	Electrical Works - MCC Panels (2.3.15.02.01)	105	15	80%	22-Sep-20 A	14-Nov-23	12-Mar-24	26-Mar-24	133												
05-3390-11(M55)	Electrical Works - Process Island Uninterruptible Power Supply (UPS) (2.3.15.02.03)	105	15	80%	27-Nov-20 A	14-Nov-23	16-Feb-24	01-Mar-24	108												
05-3390-13(M55)	Electrical Works E&I Installation at Yard (2.3.15.02.08)	105	15	60%	07-May-22 A	14-Nov-23	08-Mar-24	22-Mar-24	129												
05-3390-6(M55)	Electrical Works Instrumentation (2.3.15.02.06)	105	16	80%	15-Oct-21 A	15-Nov-23	07-Mar-24	22-Mar-24	128												
05-7400-1(M55)	Electrical works CEMS and Process Analyzers (2.3.15.02.07)	105	67	80%	12-Jul-21 A	05-Jan-24	31-Mar-24	05-Jun-24	152												
<b>E&amp;I Package 2 (Power Island) (2.3.15.03)</b>																					
05-3390-13(M55)10	Electrical Works Design (2.3.15.03.01 to 04)	105	29	80%	23-Dec-20 A	28-Nov-23	01-Sep-23	31-Mar-24	124												
05-3390-4(M46)	Generator Related Equipment (2.3.15.03.08)	105	29	80%	29-Jun-21 A	28-Nov-23	03-Mar-24	31-Mar-24	124												
05-3390-7(M55)	Instrumentation works design(2.3.15.03.05 & 2.3.15.03.06)	105	29	80%	10-Feb-21 A	28-Nov-23	23-Jan-24	20-Feb-24	84												
<b>Operation Management System (2.3.15.04)</b>																					
05-3390-6(M46)	OMS/SCADA/DCS - System Networks Details (2.3.15.04.02)	105	29	80%	30-Oct-21 A	28-Nov-23	08-Jan-24	05-Feb-24	69												
05-4490	Design of the Air Quality Monitoring Stations (2.9.03)	60	3	95%	16-Mar-23 A	02-Nov-23	17-Aug-23	19-Aug-23	-75												
05-5400-1(M22)	Automatic Traffic Control System (ATCS)	90	90	0%	31-Oct-23	28-Jan-24	05-May-24	02-Aug-24	187												
05-7400(6E)	Automatic License Plate and Container Recognition System (ALPCRS)	90	16	80%	05-Sep-18 A	15-Nov-23	15-Feb-24	01-Mar-24	107												
<b>2.3.15.04.03</b>																					
<b>2.3.15.04.03.02</b>																					
05-3390-13(M58)	OMS/SCADA/DCS - Panel Design for Power Island and Plant Common (2.3.15.04.03.02)	105	59	80%	02-Aug-22 A	28-Dec-23	08-Feb-24	06-Apr-24	100												
<b>2.3.15.04.03.03</b>																					
05-3390-14(M55)	OMS/SCADA/DCS - Server Panel Design (2.3.15.04.03.03)	105	31	80%	19-Apr-22 A	30-Nov-23	07-Mar-24	06-Apr-24	128												
<b>2.3.15.04.06</b>																					
05-3390-9(6D)	Process Related 3rd Party System (2.3.15.04.06.01.01)	105	31	80%	06-Oct-21 A	30-Nov-23	07-Mar-24	06-Apr-24	128												
05-3420(M58)	3rd Party System for Power Island & Communication Data Tables for Process Vol 1 and Power Island & Plant C. Vol 1 & 2	105	31	80%	06-Oct-21 A	30-Nov-23	07-Mar-24	06-Apr-24	128												
<b>2.3.15.05</b>																					
05-3390-15(M55)	Balance of Plant LV Switchgear Design (2.3.15.05.01)	105	31	80%	07-May-22 A	30-Nov-23	21-Feb-24	22-Mar-24	113												
05-3390-16(M55)	Package 3 (Balance of Plant) - Weighbridge Electrical & Instrumentation Package & ALPCRS (2.3.15.05.07)	105	15	45%	04-Jan-22 A	14-Nov-23	19-Jun-24	03-Jul-24	232												
05-3390-17(M55)	Waste Crane Functional Description (2.3.15.05.08)	105	31	80%	15-Jul-21 A	30-Nov-23	07-Mar-24	06-Apr-24	128												
05-3390-3(M55)	Electrical and Instrumentation Works Design - Compressed Air Plants (2.3.15.05.03)	105	31	60%	29-Nov-21 A	30-Nov-23	22-Nov-23	22-Dec-23	22												
05-3390-5(M55)	Electrical and Instrumentation Works - Ash Crane (2.3.15.05.05)	105	31	80%	30-Aug-21 A	30-Nov-23	06-Jun-24	06-Jul-24	219												
<b>2.3.15.08</b>																					
05-3390-21(M55)	Operation Management System (2.3.15.08)	105	31	80%	23-May-22 A	30-Nov-23	07-Mar-24	06-Apr-24	128												
<b>Mechanical works design (2.3.16)</b>																					
<b>Plant and Equipment</b>																					
05-3390-4(M55)	Electrical and Instrumentation Works - Waste Crane and Grapple System (2.3.15.05.04)	105	31	80%	07-Jan-22 A	30-Nov-23	26-Mar-24	25-Apr-24	147												
05-3600	Mechanical Shredder	105	31	80%	05-May-22 A	30-Nov-23	21-Dec-23	20-Jan-24	51												
05-3610	Incineration System (9 Packages)	105	180	80%	28-Feb-19 A	27-Apr-24	25-Sep-23	22-Mar-24	-36												
05-3620	Heat Recovery Boiler (8 Packages)	105	165	80%	31-Jul-19 A	12-Apr-24	29-Nov-23	11-May-24	29												
05-3630	Boiler Feed Water Systems (4 Packages)	105	31	80%	30-Sep-19 A	30-Nov-23	21-Feb-24	22-Mar-24	113												
05-3650	Leachate collection and treatment	180	117	80%	04-Jul-23 A	24-Feb-24	22-Aug-23	16-Dec-23	-70												
05-3790	Flue Gas Treatment System (12 Packages)	105	76	25%	31-Oct-19 A	14-Jan-24	27-Jan-24	11-Apr-24	88												
05-3800	Boiler ash and APC residue handling and solidification	105	196	70%	09-Jun-20 A	13-May-24	09-Sep-23	22-Mar-24	-52												
<b>Process Pipeworks (Incl. Ductworks) and Valves</b>																					
05-3840	Process island (furnace-boiler-FGC)	105	106	5%	29-Feb-20 A	13-Feb-24	17-Dec-23	31-Mar-24	47												
05-4350	Pipe Rack C1, C2, C3, D1 & D2 (Prefab.3)	105	107	80%	28-Feb-21 A	14-Feb-24	09-Sep-23	24-Dec-23	-52												
<b>Process steel structure support (For equipment, piping &amp; duct, cable tray etc)</b>																					
05-3540	Pipe Rack C1, C2, C3, D1 & D2 (Prefab.3)	105	107	80%	29-May-21 A	14-Feb-24	20-Nov-23	05-Mar-24	20												
<b>DDA Fire services installation design (2.3.17)</b>																					
05-3660	Fire Systems (same package with 05-3680)	60	15	60%	22-Sep-22 A	14-Dec-23	31-Jan-24	15-Feb-24	63												
05-3680	FS schematics (same package with 05-3660)	60	15	60%	22-Sep-22 A	14-Dec-23	31-Jan-24	15-Feb-24	63												
<b>Building services design (excluding fire services installation design) (2.3.18)</b>																					
05-3690	Electrical Services and Lighting (7 Packages)	60	60	0%	22-Apr-22 A	29-Dec-23	24-Dec-23	22-Feb-24	55												
05-3700	MVAC	90	90	0%	26-Oct-21 A	28-Jan-24	26-Dec-23	25-Mar-24	57												
05-3710	Odour Control	90	90	0%	30-Nov-23	27-Feb-24	26-Dec-23	25-Mar-24	27												
05-3720	Plumbing (7 Packages)	90	90	0%	02-Dec-22 A	28-Jan-24	08-Apr-24	07-Jul-24	161												
05-3730	Drainage (7 Packages)	90	90	0%	10-Mar-22 A	28-Jan-24	08-Apr-24	07-Jul-24	161												
05-3740	ELV (7 Packages)	60	60	0%	25-Oct-21 A	29-Dec-23	24-Dec-23	22-Feb-24	55												
05-3750	Lifts and Escalators	90	90	0%	13-Jul-23 A	28-Jan-24	30-Nov-23	27-Feb-24	30												
05-3770	Building Management System (BMS)	60	60	0%	14-Jun-22 A	29-Dec-23	01-Sep-23	30-Oct-23	-60												
05-3780	Vehicle & Container Wash System	60	60	0%	28-Apr-23 A	29-Dec-23	14-Dec-23	11-Feb-24	44												
05-3780-2(M20)	Water Cannon System	90	90	0%	31-Oct-23	28-Jan-24	14-May-24	11-Aug-24	196												
<b>General Layout Drawings and Fire Safety Strategy (2.3.25)</b>																					
05-3520	Site Master Layout Plan and Plant Layout (2.1.18)	60	7	80%	06-Jun-23 A	06-Nov-23	27-Aug-23	03-Sep-23	-64												
05-6110(M46)	Gate House and miscellaneous	60	60	0%	31-Oct-23	29-Dec-23	18-Aug-23	16-Oct-23	-74												
<b>DDA Mechanical Treatment Plant Building (2.4)</b>																					
05-5180	Structural design (2.4.14)	60	15	75%	23-Feb-23 A	14-Nov-23	30-Nov-23	14-Dec-23	30												
05-5190	Electrical and instrumentation works design	227	227	0%	31-Oct-23	13-Jun-24	12-Sep-23	25-Apr-24	-49												
05-5200	Mechanical works design (2.4.16)	135	135	0%	31-Oct-23	13-Mar-24	13-Dec-23	25-Apr-24	43												
05-5210	Fire services installation design (2.6.17)	60	29	80%	21-Apr-23 A	28-Nov-23	16-Mar-24	13-Apr-24	137												
<b>Building services design (excluding fire services installation design) (2.4.18)</b>																					
05-3850	LV and Emergency Power Distribution Design	90	89	60%	20-Sep-22 A	27-Jan-24	31-May-24	27-Aug-24	213												
05-3860	MVAC	90	59	60%	14-Feb-23 A	28-Dec-23	23-Jan-24	21-Mar-24	84												
05-3870	Odour Control	90	14	60%	16-Apr-23 A	13-Nov-23	01-Dec-23	14-Dec-23	31												
05-3880	Plumbing	60	30	60%	20-Sep-22 A	29-Nov-23	17-Oct-23	15-Nov-23	-14												
05-3890	Drainage	60	29	60%	24-Apr-23 A	28-Nov-23	22-Apr-24	20-May-24	174												
05-3900	Lighting and small power	90	59	60%</																	

Activity ID	Activity Name	Original Duration	Remaining Duration	Activity % Complete	Current Start	Current Finish	Late Start	Late Finish	Total Float	M71 Remarks	2023				
											Oct 71	Nov 72	Dec 73	2024 Jan 74	
05-3910-1	Building Management System (BMS)	60	29	60%	20-Sep-22 A	28-Nov-23	02-Oct-23	30-Oct-23	-29						
<b>DDA Wastewater Treatment Plant (2.5)</b>		<b>638</b>	<b>154</b>		<b>10-Mar-22 A</b>	<b>01-Apr-24</b>	<b>01-Apr-24</b>	<b>25-Nov-24</b>	<b>238</b>						
05-3950	Electrical and instrumentation works design (2.5.15)	60	154	25%	19-Sep-22 A	01-Apr-24	29-May-24	29-Oct-24	211						
05-3960	Mechanical works design (2.5.16) (5 Packages)	232	138	80%	31-May-22 A	16-Mar-24	13-Jun-24	28-Oct-24	226						
05-3970	Fire services installation design (2.6.17) (2 Packages)	60	30	60%	21-Apr-23 A	29-Dec-23	13-Jun-24	12-Jul-24	196						
<b>Building services design (excluding fire services installation design) (2.5.18)</b>		<b>294</b>	<b>120</b>		<b>10-Mar-22 A</b>	<b>27-Feb-24</b>	<b>01-Apr-24</b>	<b>25-Nov-24</b>	<b>272</b>						
05-3980	LV and Emergency Power Distribution Design for IWMF Waste Water Treatment Plant	90	89	60%	20-Sep-22 A	27-Jan-24	01-Apr-24	28-Jun-24	153						
05-3990	MVAC	90	30	60%	09-Mar-23 A	29-Nov-23	20-Jun-24	19-Jul-24	233						
05-4000	Odour Control	90	90	0%	30-Nov-23	27-Feb-24	21-Apr-24	19-Jul-24	143						
05-4010	Plumbing	90	30	60%	20-Sep-22 A	29-Nov-23	28-Aug-24	26-Sep-24	302						
05-4020	Drainage	105	30	80%	10-Mar-22 A	29-Nov-23	28-Aug-24	26-Sep-24	302						
05-4030	ELV	90	30	80%	22-Sep-22 A	29-Nov-23	27-Oct-24	25-Nov-24	362						
<b>DDA Water Treatment Plant Building (2.6)</b>		<b>513</b>	<b>34</b>		<b>25-Nov-21 A</b>	<b>03-Dec-23</b>	<b>17-Oct-23</b>	<b>27-Aug-24</b>	<b>268</b>						
05-4070	Structural design (2.6.14)	60	30	75%	25-Nov-21 A	29-Nov-23	22-Nov-23	21-Dec-23	22						
05-4090	Mechanical works design (2.6.16)	90	34	60%	02-May-22 A	03-Dec-23	25-Jan-24	27-Feb-24	86						
05-4100	Fire services installation design (2.6.17)	60	30	60%	22-Sep-22 A	29-Nov-23	15-Mar-24	13-Apr-24	136						
<b>Building services design (excluding fire services installation design) (2.6.18)</b>		<b>455</b>	<b>30</b>		<b>29-Jun-22 A</b>	<b>29-Nov-23</b>	<b>17-Oct-23</b>	<b>27-Aug-24</b>	<b>272</b>						
05-4110	Electrical Services and Lighting	90	30	60%	20-Sep-22 A	29-Nov-23	29-Jul-24	27-Aug-24	272						
05-4120	MVAC	90	30	60%	29-Jun-22 A	29-Nov-23	21-Feb-24	21-Mar-24	113						
05-4140	Plumbing	60	30	60%	20-Sep-22 A	29-Nov-23	17-Oct-23	15-Nov-23	-14						
05-4150	Drainage	60	30	60%	20-Sep-22 A	29-Nov-23	21-Apr-24	20-May-24	173						
05-4160	ELV	90	30	60%	20-Sep-22 A	29-Nov-23	29-Jul-24	27-Aug-24	272						
<b>Electrical and instrumentation works design (2.6.15)</b>		<b>238</b>	<b>34</b>		<b>11-Apr-22 A</b>	<b>03-Dec-23</b>	<b>24-Feb-24</b>	<b>28-Mar-24</b>	<b>116</b>						
05-4080	Water Treatment Plant (WTP) - Variable Speed Drive (2.6.15.01)	238	34	80%	11-Apr-22 A	03-Dec-23	24-Feb-24	28-Mar-24	116						
<b>DDA Administration Building (2.7)</b>		<b>334</b>	<b>120</b>		<b>20-Sep-22 A</b>	<b>27-Feb-24</b>	<b>14-Sep-23</b>	<b>27-Aug-24</b>	<b>182</b>						
05-4190	Structural design (2.7.12)	105	30	75%	08-Dec-22 A	29-Nov-23	14-Sep-23	14-Oct-23	-46						
05-4200	Electrical and instrumentation works design (2.7.13)	60	60	0%	29-Dec-23	26-Feb-24	31-Jan-24	30-Mar-24	33						
05-4210	Fire services installation design (2.7.14)	60	30	60%	09-Mar-23 A	29-Nov-23	15-Mar-24	13-Apr-24	136						
<b>Building services design (excluding fire services installation design) (2.7.15)</b>		<b>304</b>	<b>120</b>		<b>20-Sep-22 A</b>	<b>27-Feb-24</b>	<b>01-Oct-23</b>	<b>27-Aug-24</b>	<b>182</b>						
05-4220	Electrical Services and Lighting	90	30	60%	02-Dec-22 A	29-Nov-23	30-May-24	28-Jun-24	212						
05-4230	MVAC	90	30	60%	14-Feb-23 A	29-Nov-23	21-Apr-24	20-May-24	173						
05-4250	Plumbing	90	30	60%	05-May-23 A	29-Nov-23	29-Jul-24	27-Aug-24	272						
05-4260	Drainage	90	30	60%	05-May-23 A	29-Nov-23	29-Jul-24	27-Aug-24	272						
05-4270	ELV	90	30	60%	20-Sep-22 A	29-Nov-23	30-May-24	28-Jun-24	212						
05-4280	Lifts and Escalators	90	90	0%	30-Nov-23	27-Feb-24	01-Oct-23	29-Dec-23	-60						
05-4280-1	Building Management System (BMS)	90	30	60%	29-Oct-22 A	29-Nov-23	01-Oct-23	30-Oct-23	-30						
<b>DDA IWMF Substation (2.8)</b>		<b>274</b>	<b>30</b>		<b>16-Oct-21 A</b>	<b>29-Nov-23</b>	<b>17-Aug-23</b>	<b>26-Sep-24</b>	<b>302</b>						
05-4340	Fire services installation design (2.8.17)	60	0	80%	17-Jun-22 A	31-Oct-23	19-Aug-23	19-Aug-23	-72						
<b>Building services design (excluding fire services installation design) (2.8.18)</b>		<b>151</b>	<b>30</b>		<b>25-Oct-21 A</b>	<b>29-Nov-23</b>	<b>21-Apr-24</b>	<b>26-Sep-24</b>	<b>302</b>						
05-4990	Electrical Services and Lighting	90	30	60%	22-Apr-22 A	29-Nov-23	01-Jul-24	31-Jul-24	244						
05-5000	MVAC	90	30	60%	19-Nov-21 A	29-Nov-23	21-Apr-24	20-May-24	173						
05-5010	Plumbing	90	30	60%	08-Dec-22 A	29-Nov-23	31-Jul-24	30-Aug-24	274						
05-5020	Drainage	90	30	60%	10-Nov-22 A	29-Nov-23	31-Jul-24	30-Aug-24	274						
05-5030	ELV	90	30	60%	25-Oct-21 A	29-Nov-23	01-Jul-24	31-Jul-24	244						
05-5030-1	Building Management System (BMS)	90	30	60%	25-Oct-21 A	29-Nov-23	28-Aug-24	26-Sep-24	302						
<b>Electrical and instrumentation works design (2.8.15)</b>		<b>90</b>	<b>0</b>		<b>16-Oct-21 A</b>	<b>31-Oct-23</b>	<b>17-Aug-23</b>	<b>17-Aug-23</b>	<b>-74</b>						
<b>2.8.15.06</b>		<b>90</b>	<b>0</b>		<b>16-Oct-21 A</b>	<b>31-Oct-23</b>	<b>17-Aug-23</b>	<b>17-Aug-23</b>	<b>-74</b>						
05-4320	Electrical and instrumentation works design (2.8.15.06.01 to 40)	90	0	80%	16-Oct-21 A	31-Oct-23	17-Aug-23	17-Aug-23	-74						
<b>DDA Air Cool Condensers Equipment (2.3.06)</b>		<b>90</b>	<b>90</b>		<b>31-Oct-23</b>	<b>28-Jan-24</b>	<b>01-Sep-23</b>	<b>18-Aug-24</b>	<b>203</b>						
<b>Building services design (excluding fire services installation design) (2.3.06)</b>		<b>90</b>	<b>90</b>		<b>31-Oct-23</b>	<b>28-Jan-24</b>	<b>01-Sep-23</b>	<b>18-Aug-24</b>	<b>203</b>						
05-5510	Electrical Services and Lighting	90	90	0%	31-Oct-23	28-Jan-24	21-May-24	18-Aug-24	203						
05-5520	Plumbing	60	60	0%	31-Oct-23	29-Dec-23	21-May-24	19-Jul-24	203						
05-5530	ELV	90	90	0%	31-Oct-23	28-Jan-24	21-May-24	18-Aug-24	203						
05-5540	Building Management System (BMS)	60	60	0%	31-Oct-23	29-Dec-23	01-Sep-23	30-Oct-23	-60						
<b>DDA Chimney</b>		<b>608</b>	<b>120</b>		<b>14-Mar-22 A</b>	<b>27-Feb-24</b>	<b>01-Sep-23</b>	<b>20-May-24</b>	<b>83</b>						
05-5370	Structural Design	90	0	80%	14-Mar-22 A	31-Oct-23	20-Oct-23	20-Oct-23	-10						
05-5540-2(6D)	Fire services installation design	29	29	0%	31-Oct-23	28-Nov-23	02-Sep-23	30-Sep-23	-59						
<b>Building services design (excluding fire services installation design)</b>		<b>120</b>	<b>120</b>		<b>31-Oct-23</b>	<b>27-Feb-24</b>	<b>01-Sep-23</b>	<b>20-May-24</b>	<b>83</b>						
05-6000-1(5a)	Electrical Services and Lighting	90	90	0%	30-Nov-23	27-Feb-24	29-Jan-24	27-Apr-24	60						
05-6010(5a)	MVAC	60	60	0%	30-Nov-23	28-Jan-24	22-Jan-24	21-Mar-24	53						
05-6020-1(5a)	Plumbing	90	90	0%	30-Nov-23	27-Feb-24	21-Feb-24	20-May-24	83						
05-6030-1(5a)	Drainage	90	90	0%	30-Nov-23	27-Feb-24	21-Feb-24	20-May-24	83						
05-6040-1(5a)	ELV	90	90	0%	30-Nov-23	27-Feb-24	29-Jan-24	27-Apr-24	60						
05-6050-1(5a)	Lift	90	90	0%	11-Nov-23	09-Feb-24	01-Oct-23	29-Dec-23	-42						
05-6060-1(5a)	Building Management System (BMS)	60	60	0%	31-Oct-23	29-Dec-23	01-Sep-23	30-Oct-23	-60						
<b>DDA Elevated Drive Way and Associated Structures Foundation</b>		<b>304</b>	<b>120</b>		<b>06-Jan-22 A</b>	<b>27-Feb-24</b>	<b>01-Sep-23</b>	<b>14-Mar-24</b>	<b>16</b>						
05-5380	Structural Design	90	0	80%	06-Jan-22 A	31-Oct-23	16-Sep-23	16-Sep-23	-44						
05-5540-3(6D)	Fire services installation design	60	30	50%	24-Apr-23 A	29-Dec-23	14-Feb-24	14-Mar-24	76						
<b>Building services design (excluding fire services installation design)</b>		<b>120</b>	<b>120</b>		<b>31-Oct-23</b>	<b>27-Feb-24</b>	<b>01-Sep-23</b>	<b>30-Jan-24</b>	<b>-28</b>						
05-5560	Building Management System (BMS)	90	90	0%	31-Oct-23	28-Jan-24	01-Sep-23	29-Nov-23	-60						
05-7240	Electrical Services and Lighting	90	90	0%	30-Nov-23	27-Feb-24	15-Oct-23	12-Jan-24	-46						
05-7250	MVAC	105	105	0%	31-Oct-23	12-Feb-24	16-Oct-23	28-Jan-24	-15						
05-7260	Plumbing	105	105	0%	31-Oct-23	12-Feb-24	18-Oct-23	30-Jan-24	-13						

Activity ID	Activity Name	Original Duration	Remaining Duration	Activity % Complete	Current Start	Current Finish	Late Start	Late Finish	Total Float	M71 Remarks	2023			
											Oct 71	Nov 72	Dec 73	2024 Jan 74
05-7270	Drainage	105	105	0%	31-Oct-23	12-Feb-24	18-Oct-23	30-Jan-24	-13					
05-7280	ELV	105	105	0%	31-Oct-23	12-Feb-24	30-Sep-23	12-Jan-24	-31					
<b>DDA Reception Pavilion</b>		<b>289</b>	<b>105</b>	<b>09-Apr-21 A</b>	<b>12-Feb-24</b>	<b>01-Sep-23</b>	<b>26-Sep-24</b>	<b>227</b>						
05-3280	Foundation Design	90	30	70%	09-Apr-21 A	29-Nov-23	22-Sep-23	21-Oct-23	-39					
05-5390	Structural Design	60	30	50%	03-Mar-23 A	29-Nov-23	16-Nov-23	15-Dec-23	16					
05-5540-4(6D)	Fire services installation design	60	30	50%	24-Apr-23 A	29-Dec-23	14-Apr-24	13-May-24	136					
<b>Building services design (excluding fire services installation design)</b>		<b>105</b>	<b>105</b>	<b>31-Oct-23</b>	<b>12-Feb-24</b>	<b>01-Sep-23</b>	<b>26-Sep-24</b>	<b>227</b>						
05-2130-1	Building Management System (BMS)	60	60	0%	31-Oct-23	29-Dec-23	01-Sep-23	30-Oct-23	-60					
05-7290	Electrical Services and Lighting	90	90	0%	31-Oct-23	28-Jan-24	29-Jun-24	26-Sep-24	242					
05-7300	MVAC	105	105	0%	31-Oct-23	12-Feb-24	07-Mar-24	19-Jun-24	128					
05-7310	Plumbing	105	105	0%	31-Oct-23	12-Feb-24	30-Jan-24	13-May-24	91					
05-7320	Drainage	105	105	0%	31-Oct-23	12-Feb-24	30-Jan-24	13-May-24	91					
05-7330	ELV	90	90	0%	31-Oct-23	28-Jan-24	29-Jun-24	26-Sep-24	242					
<b>DDA CCCW Building</b>		<b>274</b>	<b>60</b>	<b>21-Jun-22 A</b>	<b>29-Dec-23</b>	<b>01-Oct-23</b>	<b>28-Jul-24</b>	<b>212</b>						
05-5540-5(6D)	Fire services installation design	60	30	50%	08-Dec-22 A	29-Nov-23	15-Mar-24	13-Apr-24	136					
<b>Building services design (excluding fire services installation design)</b>		<b>274</b>	<b>60</b>	<b>21-Jun-22 A</b>	<b>29-Dec-23</b>	<b>01-Oct-23</b>	<b>28-Jul-24</b>	<b>212</b>						
05-2130-2	Building Management System (BMS)	60	60	0%	31-Oct-23	29-Dec-23	01-Oct-23	29-Nov-23	-30					
05-7340	Electrical Services and Lighting	90	59	60%	21-Jun-22 A	29-Dec-23	31-May-24	28-Jul-24	212					
05-7350	MVAC	60	60	0%	31-Oct-23	29-Dec-23	22-Jan-24	21-Mar-24	83					
05-7360	Plumbing	60	60	0%	31-Oct-23	29-Dec-23	14-Feb-24	13-Apr-24	106					
05-7370	Drainage	60	60	0%	31-Oct-23	29-Dec-23	14-Feb-24	13-Apr-24	106					
05-7380	ELV	60	60	0%	31-Oct-23	29-Dec-23	30-May-24	28-Jul-24	212					
<b>DDA Roads and Utilities (2.10)</b>		<b>563</b>	<b>135</b>	<b>13-Jan-21 A</b>	<b>13-Mar-24</b>	<b>06-Nov-23</b>	<b>19-Apr-24</b>	<b>37</b>						
<b>Permanent road works layout on the Artificial Island (2.10.13)</b>		<b>90</b>	<b>59</b>	<b>08-Aug-22 A</b>	<b>28-Dec-23</b>	<b>06-Feb-24</b>	<b>04-Apr-24</b>	<b>98</b>						
05-4470	Roads and hardstandings layout	90	59	50%	08-Aug-22 A	28-Dec-23	06-Feb-24	04-Apr-24	98					
05-4480	Road signage and markings	90	59	50%	08-Aug-22 A	28-Dec-23	06-Feb-24	04-Apr-24	98					
<b>Sewerage design on the Artificial Island (2.10.14)</b>		<b>427</b>	<b>30</b>	<b>13-Jan-21 A</b>	<b>29-Nov-23</b>	<b>13-Jan-24</b>	<b>04-Apr-24</b>	<b>127</b>						
05-4430	Foul Sewerage	60	29	50%	14-Mar-23 A	28-Nov-23	13-Jan-24	10-Feb-24	74					
05-4440	Contaminated Sewerage (Site Wide Sewerage System)	60	29	50%	14-Mar-23 A	28-Nov-23	13-Jan-24	10-Feb-24	74					
05-4440-1(M55)	Ship-to-shore Sewage Transfer System for IWMF Vessels (Caisson 13)	90	4	80%	13-Jan-21 A	03-Nov-23	16-Feb-24	19-Feb-24	108					
05-4440-2(M55)	Ship-to-shore Sewage Transfer System for Passenger Ferry	90	30	70%	13-Jan-21 A	29-Nov-23	06-Mar-24	04-Apr-24	127					
<b>Drainage system design on the Artificial Island (2.10.15)</b>		<b>90</b>	<b>59</b>	<b>22-Feb-23 A</b>	<b>28-Dec-23</b>	<b>14-Dec-23</b>	<b>10-Feb-24</b>	<b>44</b>						
05-5310	Surface water Drainage System	90	59	50%	22-Feb-23 A	28-Dec-23	14-Dec-23	10-Feb-24	44					
<b>Water supply system design on the Artificial Island (2.10.16)</b>		<b>561</b>	<b>135</b>	<b>04-Apr-22 A</b>	<b>13-Mar-24</b>	<b>22-Nov-23</b>	<b>19-Apr-24</b>	<b>37</b>						
05-5250	Potable Water Distribution System	105	105	0%	31-Oct-23	12-Feb-24	31-Dec-23	13-Apr-24	61					
05-5260	Recycled Water System	90	90	0%	31-Oct-23	28-Jan-24	15-Jan-24	13-Apr-24	76					
05-5270	Irrigation System	90	90	0%	31-Oct-23	28-Jan-24	06-Jan-24	04-Apr-24	67					
05-5280	Rainwater harvesting System	90	90	0%	31-Oct-23	28-Jan-24	06-Jan-24	04-Apr-24	67					
05-5290	Water Tanks	60	60	0%	30-Dec-23	27-Feb-24	22-Nov-23	20-Jan-24	-38					
05-5300	External FS Systems	60	60	0%	31-Oct-23	29-Dec-23	22-Nov-23	20-Jan-24	22					
05-5300-1(M24)	E&M system for seawater intake (2.10.16.07)	105	44	60%	04-Apr-22 A	13-Dec-23	07-Mar-24	19-Apr-24	128					
05-5300-2(M24)	Building Services system for seawater intake (2.10.16.09)	105	105	0%	30-Nov-23	13-Mar-24	06-Jan-24	19-Apr-24	37					
05-5300-3(5a)	Chemical scrubber system for odour control (2.10.16.10)	105	105	0%	30-Nov-23	13-Mar-24	06-Jan-24	19-Apr-24	37					
<b>Design of telecommunication and other utilities (2.10.18)</b>		<b>470</b>	<b>105</b>	<b>14-Jun-22 A</b>	<b>12-Feb-24</b>	<b>06-Nov-23</b>	<b>19-Apr-24</b>	<b>67</b>						
05-4580	Power Distribution System concept / schematics	75	75	0%	30-Nov-23	12-Feb-24	20-Jan-24	03-Apr-24	51					
05-4590	Site Lighting Concept / Schematics	90	90	0%	31-Oct-23	28-Jan-24	21-Jan-24	19-Apr-24	82					
05-4600	Lightning Protection System concept / schematics	90	90	0%	31-Oct-23	28-Jan-24	05-Jan-24	03-Apr-24	66					
05-4610	Site ELV Network System - Communications System concept / schematics	75	30	60%	16-Aug-22 A	29-Nov-23	06-Dec-23	04-Jan-24	36					
05-4620	Site ELV Network System - Security Systems concept / schematics	75	30	60%	14-Jun-22 A	29-Nov-23	06-Dec-23	04-Jan-24	36					
05-4630	Site ELV Network System - Navigation aids concept / schematics	60	60	0%	01-Nov-23	30-Dec-23	06-Nov-23	04-Jan-24	5					
05-4640	Microwave transmission of FS direct link	105	3	80%	22-Aug-22 A	02-Nov-23	02-Jan-24	04-Jan-24	63					
05-4650	Fuel Handling System concept / schematics	60	60	0%	31-Oct-23	29-Dec-23	05-Feb-24	04-Apr-24	97					
<b>Utility ducts/Pipebridges design (2.10.26)</b>		<b>90</b>	<b>59</b>	<b>03-Jul-23 A</b>	<b>28-Dec-23</b>	<b>22-Nov-23</b>	<b>19-Jan-24</b>	<b>22</b>						
05-5040	Design of Pipe / Utilities Trenches concept	90	59	60%	05-Jul-23 A	28-Dec-23	22-Nov-23	19-Jan-24	22					
05-5050	Site-wide Utilities Trenches Design	90	59	50%	03-Jul-23 A	28-Dec-23	22-Nov-23	19-Jan-24	22					
<b>DDA Architectural, Finishes and Landscaping Works (2.11)</b>		<b>638</b>	<b>149</b>	<b>15-Jun-21 A</b>	<b>27-Mar-24</b>	<b>07-Jul-23</b>	<b>01-Sep-24</b>	<b>158</b>						
<b>External and internal finishes design</b>		<b>486</b>	<b>90</b>	<b>15-Jun-21 A</b>	<b>28-Jan-24</b>	<b>02-Oct-23</b>	<b>01-Sep-24</b>	<b>217</b>						
05-4670	External and internal finishes design for Incineration Plant Building (2.11.15.01)	90	30	80%	19-Sep-22 A	29-Nov-23	28-May-24	26-Jun-24	210					
05-4690	External and internal finishes design for Turbine Hall Building	90	9	80%	10-Aug-22 A	08-Nov-23	24-Nov-23	02-Dec-23	24					
05-4700	External and internal finishes design for CCCW Building	90	0	80%	10-Aug-22 A	31-Oct-23	27-Apr-24	27-Apr-24	180					
05-4710	External and internal finishes design for Chimney	90	29	80%	02-Sep-22 A	28-Nov-23	04-Dec-23	01-Jan-24	34					
05-4720	External and internal finishes design for Reception Pavilion	90	90	0%	31-Oct-23	28-Jan-24	17-Oct-23	14-Jan-24	-14					
05-4730	External and internal finishes design for MT Plant Building (2.11.16)	60	60	0%	31-Oct-23	29-Dec-23	30-Nov-23	28-Jan-24	30					
05-4740	External and internal finishes design for the Wastewater Treatment Plant (2.11.17)	60	60	0%	31-Oct-23	29-Dec-23	18-Mar-24	16-May-24	139					
05-4750	External and internal finishes design for the Water Treatment Plant Building (2.11.08)	60	60	0%	31-Oct-23	29-Dec-23	30-Nov-23	28-Jan-24	30					
05-4760	External and internal finishes design for the Administration Building (2.11.19)	60	60	80%	31-Oct-23	29-Dec-23	30-Dec-23	27-Feb-24	60					
05-4770	External and internal finishes design for the IWMF Substation (2.11.20)	90	5	80%	10-Aug-22 A	04-Nov-23	28-Aug-24	01-Sep-24	302					
05-5420	External and internal finishes design for Elevated Driveway	90	29	80%	15-Jun-21 A	28-Nov-23	02-Oct-23	30-Oct-23	-29					
<b>Landscaping Works (2.11.21)</b>		<b>152</b>	<b>3</b>	<b>11-Jul-22 A</b>	<b>02-Nov-23</b>	<b>07-Jul-23</b>	<b>09-Jul-23</b>	<b>-116</b>						
05-4780	Landscape Masterplan & Landscape Design for Water Feature (2.11.19.01)	105	3	80%	26-Jan-23 A	02-Nov-23	07-Jul-23	09-Jul-23	-116					
05-4780-3(6C)	Landscape Architectural Design for MT Plant Building and Water Treatment Plant Building (2.11.07.08)	75	3	80%	08-Mar-23 A	02-Nov-23	07-Jul-23	09-Jul-23	-116					
05-4780-4(6C)	Landscape Architectural Design for Administration Building (2.11.07.09)	105	3	80%	12-Jan-23 A	02-Nov-23	07-Jul-23	09-Jul-23	-116					
05-4780-5(6C)	Landscape Architectural Design for IWMF Substation 2.11.07.10)	105	3	80%	11-Jul-22 A	02-Nov-23	07-Jul-23	09-Jul-23	-116					

Activity ID	Activity Name	Original Duration	Remaining Duration	Activity % Complete	Current Start	Current Finish	Late Start	Late Finish	Total Float	M71 Remarks	2023			
											Oct 71	Nov 72	Dec 73	2024 Jan 74
05-4780-6(6C)	Landscape Architectural Design for Process Building (2.11.07.11)	105	3	80%	10-Aug-22 A	02-Nov-23	07-Jul-23	09-Jul-23	-116					
<b>Facade Structural Design</b>														
05-8010(M45)	IWMF Substation	90	7	80%	11-Jul-22 A	06-Nov-23	24-Sep-23	30-Sep-23	-37					
05-8020(6D)	Process Building & Wastewater Treatment Plant (2.6.14.01)	90	29	75%	07-Apr-22 A	28-Nov-23	09-Apr-24	07-May-24	161					
05-8040(6D)	Reception Pavilion (2.3.14.07.01)	90	90	0%	30-Nov-23	27-Feb-24	28-May-24	25-Aug-24	180					
05-8050(6D)	Mechanical Treatment Plant & Desalination Plant Building (2.4.14.01)	90	90	0%	30-Nov-23	27-Feb-24	11-Oct-23	08-Jan-24	-50					
05-8060(6D)	Administration Building and Viewing Gallery (2.7.12.01)	60	60	0%	07-Dec-23*	04-Feb-24	26-Sep-23	24-Nov-23	-72					
05-8070(6D)	Turbine Hall Building	90	59	75%	12-May-23 A	28-Dec-23	24-Mar-24	21-May-24	145					
05-8080(6D)	Elevated Driveway and Associated Structures	90	59	20%	05-May-23 A	28-Dec-23	24-May-24	21-Jul-24	206					
05-8090(6D)	Sky Deck near Administration Building Structural Design	90	90	0%	29-Dec-23	27-Mar-24	15-Feb-24	14-May-24	48					
<b>DDA Testing and Commissioning (2.12)</b>														
05-4810-1(5a)	Factory Acceptance Testing plan (2.12.09.02-07) (8 Packages)	90	31	80%	23-Apr-19 A	30-Nov-23	02-Aug-23	01-Sep-23	-90					
05-4810-2(M55)	FAT of DCS - Software SIL FAT Plant for Process Island (2.12.09.03.01)	105	10	80%	19-May-22 A	09-Nov-23	27-Jan-24	05-Feb-24	88					
05-4820	Site Acceptance Testing plan (2.12.10)	90	90	0%	29-Jan-24	27-Apr-24	02-Sep-23	30-Nov-23	-149					
05-4830	System commissioning plan (2.12.11)	90	90	0%	29-Jan-24	27-Apr-24	18-Jun-24	15-Sep-24	141					
<b>DDA Transportation Facilities for the Operation (2.13)</b>														
05-4850	Design of vehicles for MSW and Ash and Residues delivery (2.13.05)	240	240	0%	15-Nov-23*	11-Jul-24	03-Dec-23	29-Jul-24	18					
05-4860	Design of marine vessels for the use of the Employer and visitors (2.13.06)	240	195	80%	30-Jun-23 A	12-May-24	21-Mar-25	01-Oct-25	507					
<b>DDA Miscellaneous Works (2.14)</b>														
05-4880	Design of visitors and environmental education facilities (2.14.06)	241	241	0%	30-Nov-23*	27-Jul-24	09-May-24	04-Jan-25	161					
<b>DDA Miscellaneous Detailing (2.15)</b>														
05-4890	Covered walkway at passenger berth (2.15.06)	90	90	0%	31-Oct-23	28-Jan-24	11-Dec-23	30-Nov-24	307					
05-4900	Gatehouses (2.15.07)	60	60	0%	31-Oct-23	29-Dec-23	03-Aug-24	01-Oct-24	277					
05-4910	Weighbridge office (2.15.08)	62	62	0%	31-Oct-23	31-Dec-23	11-Dec-23	10-Feb-24	41					
<b>DDA Auxiliary Plant Systems (2.16)</b>														
05-4920	Maintenance workshops (2.16.04)	0	0	0%	29-Jan-24	29-Jan-24	12-Jan-24	12-Jan-24	-16					
05-4930	Vehicle Fuel Filling Station (2.16.05)	90	90	0%	29-Jan-24	27-Apr-24	22-Dec-23	20-Mar-24	-38					
05-4940	Stores systems (2.16.06)	90	90	0%	29-Jan-24	27-Apr-24	29-Jan-24	27-Apr-24	0					
05-4940-1(5a)	IWMF Laboratory (2.16.08)	90	38	80%	11-Nov-22 A	07-Dec-23	21-Mar-24	27-Apr-24	142					
05-4940-2(5a)	Hoisting systems (2.16.10)	90	26	80%	24-May-23 A	25-Nov-23	02-Apr-24	27-Apr-24	154					
05-4940-3(6E)	EOTC System (2.16.11)	90	31	80%	26-Apr-22 A	30-Nov-23	30-Sep-23	30-Oct-23	-31					
<b>DDA O&amp;M Packages</b>														
05-8070(6E)	Warehouse (O&M Scope)	211	211	0%	30-Dec-23*	27-Jul-24	08-Jun-24	04-Jan-25	161					
05-8080(6E)	Workshop (O&M Scope)	180	180	0%	31-Dec-23	27-Jun-24	09-Jul-24	04-Jan-25	191					
05-8090(6E)	Ash & Residues Container (O&M Scope)	180	180	0%	15-Dec-23	11-Jun-24	09-Jul-24	04-Jan-25	207					
05-8100(6E)	Bicar Debagging Station (O&M Scope)	181	181	0%	24-Jan-24*	22-Jul-24	08-Jul-24	04-Jan-25	166					
05-8110(6E)	Other Mobile Plants (O&M Scope)	180	180	0%	15-Jan-24	12-Jul-24	09-Jul-24	04-Jan-25	176					
<b>Procurement of Major Equipment</b>														
<b>Off-site Fabrication of Incineration Modules</b>														
<b>Fabrication of Module (TPU)</b>														
<b>PFab 1- Line 1</b>														
<b>E&amp;I Installation (On-site Installation)</b>														
<b>Electrical</b>														
06-TPU-1-1280	PFab 1-Line 1 - Electrical Cable Pulling and Termination	180	180	0%	31-Oct-23	27-Apr-24	30-Oct-23	30-Apr-24	3					
06-TPU-1-1290	PFab 1-Line 1 - Electrical Equipment Installation	180	122	32.22%	04-Aug-23 A	29-Feb-24	30-Oct-23	28-Feb-24	-1					
<b>Instrument</b>														
06-TPU-1-1310	PFab 1-Line 1 - Instrument Cable Pulling and Termination	180	180	0%	02-Nov-23	29-Apr-24	03-Nov-23	30-Apr-24	1					
06-TPU-1-1320	PFab 1-Line 1 - Instrument Equipment Installation	180	101	43.89%	25-Nov-22 A	08-Feb-24	01-Nov-23	09-Feb-24	1					
06-TPU-1-1330	PFab 1-Line 1 - Instrument Tubing Installation	180	180	0%	31-Oct-23	27-Apr-24	01-Nov-23	28-Apr-24	1					
<b>Insulation</b>														
06-TPU-1-1020	PFab 1-Line 1 - Insulation	698	201	71.2%	23-May-22 A	18-May-24*	31-Oct-23	18-May-24	0					
<b>Precommissioning</b>														
06-TPU-1-1030	PFab 1-Line 1 - Pre-commissioning	146	146	0%	06-Jan-24	30-May-24*	06-Jan-24	30-May-24	0					
<b>PFab 1- Line 2</b>														
<b>E&amp;I Installation (On-site Installation)</b>														
<b>Electrical</b>														
06-TPU-2-1270	PFab 1-Line 2 - Electrical Cable Pulling and Termination	180	180	0%	08-Nov-23	05-May-24	07-Nov-23	04-May-24	-1					
06-TPU-2-1280	PFab 1-Line 2 - Electrical Equipment Installation	180	180	0%	31-Oct-23*	27-Apr-24	30-Oct-23	26-Apr-24	-1					
<b>Instrument</b>														
06-TPU-2-1300	PFab 1-Line 2 - Instrument Cable Pulling and Termination	180	180	0%	08-Nov-23	05-May-24*	07-Nov-23	04-May-24	-1					
06-TPU-2-1310	PFab 1-Line 2 - Instrument Equipment Installation	180	180	0%	31-Oct-23	27-Apr-24	30-Oct-23	26-Apr-24	-1					
06-TPU-2-1320	PFab 1-Line 2 - Instrument Tubing Installation	180	180	0%	31-Oct-23	27-Apr-24	30-Oct-23	26-Apr-24	-1					
<b>Insulation</b>														
06-TPU-2-1010	PFab 1-Line 2 - Insulation	698	200	71.35%	22-May-22 A	17-May-24*	31-Oct-23	17-May-24	0					
<b>PFab 1- Line 3</b>														
<b>E&amp;I Installation</b>														
<b>Electrical</b>														
06-TPU-3-1270	PFab 1-Line 3 - Electrical Cable Pulling and Termination	180	180	0%	21-Nov-23	18-May-24*	20-Nov-23	17-May-24	-1					
06-TPU-3-1280	PFab 1-Line 3 - Electrical Equipment Installation	180	180	0%	31-Oct-23	27-Apr-24	30-Oct-23	26-Apr-24	-1					
<b>Instrument</b>														
06-TPU-3-1300	PFab 1-Line 3 - Instrument Cable Pulling and Termination	180	180	0%	21-Nov-23	18-May-24*	20-Nov-23	17-May-24	-1					
06-TPU-3-1310	PFab 1-Line 3 - Instrument Equipment Installation	180	180	0%	31-Oct-23	27-Apr-24	30-Oct-23	26-Apr-24	-1					
06-TPU-3-1320	PFab 1-Line 3 - Instrument Tubing Installation	180	180	0%	31-Oct-23	27-Apr-24	30-Oct-23	26-Apr-24	-1					
<b>Insulation</b>														
06-TPU-3-1010	PFab 1-Line 3 - Insulation	769	303	60.6%	23-May-22 A	28-Aug-24	31-Oct-23	28-Aug-24	0					

Activity ID	Activity Name	Original Duration	Remaining Duration	Activity % Complete	Current Start	Current Finish	Late Start	Late Finish	Total Float	M/71 Remarks	2023			
											Oct 71	Nov 72	Dec 73	2024 Jan 74
<b>PFab 1- Line 4</b>														
<b>E&amp;I Installation</b>														
<b>Electrical</b>														
06-TPU-4-1270	PFab 1-Line 4 - Electrical Cable Pulling and Termination	180	180	0%	14-Nov-23	11-May-24*	30-Oct-23	10-May-24	-1					
06-TPU-4-1280	PFab 1-Line 4 - Electrical Equipment Installation	180	180	0%	31-Oct-23	27-Apr-24	30-Oct-23	26-Apr-24	-1					
<b>Instrument</b>														
06-TPU-4-1300	PFab 1-Line 4 - Instrument Cable Pulling and Termination	180	180	0%	14-Nov-23	11-May-24*	30-Oct-23	10-May-24	-1					
06-TPU-4-1310	PFab 1-Line 4 - Instrument Equipment Installation	180	180	0%	31-Oct-23	27-Apr-24	30-Oct-23	26-Apr-24	-1					
06-TPU-4-1320	PFab 1-Line 4 - Instrument Tubing Installation	180	180	0%	31-Oct-23	27-Apr-24	30-Oct-23	26-Apr-24	-1					
<b>Insulation</b>														
06-TPU-4-1010	PFab 1-Line 4 - Insulation	767	303	60.5%	25-May-22 A	28-Aug-24	31-Oct-23	28-Aug-24	0					
<b>PFab 1- Line 5</b>														
<b>Mechanical Erection</b>														
06-TPU-5-1040	PFab 1-Line 5 - Mechanical Installation - 1st Floor (Below EL20.47m) (Including Combustion Grate)	80	2	97.5%	02-Mar-22 A	01-Nov-23	13-Jun-23	14-Jun-23	-140					
06-TPU-5-1060	PFab 1-Line 5 - Mechanical Installation - 3rd Floor (EL26.72m-EL37.72m) (Including Boiler Ash Transport)	80	9	88.75%	03-Mar-23 A	08-Nov-23	06-Jun-23	14-Jun-23	-147					
<b>E&amp;I Installation</b>														
<b>Electrical</b>														
06-TPU-5-1270	PFab 1-Line 5 - Electrical Cable Pulling and Termination	180	180	0%	22-Jan-24	19-Jul-24*	22-Jan-24	19-Jul-24	0					
06-TPU-5-1280	PFab 1-Line 5 - Electrical Equipment Installation	180	180	0%	08-Jan-24	05-Jul-24	03-Jan-24	30-Jun-24	-5					
06-TPU-5-1290	PFab 1-Line 5 - Electrical Heat Tracing Installation (Installation by Yard)	61	9	85.25%	12-Jul-23 A	08-Nov-23	28-May-23	05-Jun-23	-156					
06-TPU-5-1330	PFab 1-Line 5 - MCC room installation (Installation by Yard)	74	9	87.84%	25-Jun-23 A	08-Nov-23	28-May-23	05-Jun-23	-156					
<b>Instrument</b>														
06-TPU-5-1300	PFab 1-Line 5 - Instrument Cable Pulling and Termination	180	180	0%	08-Jan-24	19-Jul-24*	03-Jan-24	14-Jul-24	-5					
06-TPU-5-1310	PFab 1-Line 5 - Instrument Equipment Installation	180	180	0%	08-Jan-24	05-Jul-24	03-Jan-24	30-Jun-24	-5					
06-TPU-5-1320	PFab 1-Line 5 - Instrument Tubing Installation	180	180	0%	08-Jan-24	05-Jul-24	03-Jan-24	30-Jun-24	-5					
<b>Insulation</b>														
06-TPU-5-1010	PFab 1-Line 5 - Insulation	822	368	55.23%	04-Jun-22 A	01-Nov-24	01-Oct-23	02-Oct-24	-30					
<b>Load out &amp; Shipping</b>														
06-TPU-5-1030	PFab 1-Line 5 - Load Out & ready to ship	15	15	0%	09-Nov-23	23-Nov-23	06-Jun-23	20-Jun-23	-156					
<b>Delivery</b>														
06-TPU-5-1340	PFab 1-Line 5 - Delivery	9	9	0%	24-Nov-23	02-Dec-23	21-Jun-23	29-Jun-23	-156					
<b>PFab 1- Line 6</b>														
<b>Mechanical Erection</b>														
06-TPU-6-1180	PFab 1-Line 6 - Mechanical Installation - 3rd Floor (EL26.72m-EL37.72m) (Including Boiler Ash Transport)	80	9	88.75%	19-Aug-22 A	08-Nov-23	28-May-23	05-Jun-23	-156					
<b>E&amp;I Installation</b>														
<b>Electrical</b>														
06-TPU-6-1270	PFab 1-Line 6 - Electrical Cable Pulling and Termination	180	180	0%	01-Jan-24	28-Jun-24*	28-Dec-23	24-Jun-24	-4					
06-TPU-6-1280	PFab 1-Line 6 - Electrical Equipment Installation	180	180	0%	18-Dec-23	14-Jun-24	13-Nov-23	10-May-24	-35					
06-TPU-6-1330	PFab 1-Line 6 - MCC room installation (Installation by Yard)	25	15	40%	25-Jun-23 A	14-Nov-23	28-May-23	11-Jun-23	-156					
<b>Instrument</b>														
06-TPU-6-1300	PFab 1-Line 6 - Instrument Cable Pulling and Termination	180	180	0%	01-Jan-24	28-Jun-24*	27-Nov-23	24-May-24	-35					
06-TPU-6-1310	PFab 1-Line 6 - Instrument Equipment Installation	180	180	0%	18-Dec-23	14-Jun-24	13-Nov-23	10-May-24	-35					
06-TPU-6-1320	PFab 1-Line 6 - Instrument Tubing Installation	180	180	0%	18-Dec-23	14-Jun-24	13-Nov-23	10-May-24	-35					
<b>Insulation</b>														
06-TPU-6-1010	PFab 1-Line 6 - Insulation	761	341	55.19%	08-Jul-22 A	05-Oct-24	01-Oct-23	05-Sep-24	-30					
<b>Delivery</b>														
06-TPU-6-1340	PFab 1-Line 6 - Delivery	14	12	14.29%	29-Oct-23 A	11-Nov-23	28-May-23	08-Jun-23	-156					
<b>Fabrication of Module (FGC)</b>														
<b>PFab 2 - Line 1</b>														
<b>E&amp;I Installation</b>														
<b>Electrical</b>														
06-FGC-1-1250	PFab 2-Line 1 - Electrical Cable Pulling and Termination	120	120	0%	14-Nov-23	12-Mar-24*	13-Nov-23	11-Mar-24	-1					
06-FGC-1-1260	PFab 2-Line 1 - Electrical Equipment Installation	120	120	0%	31-Oct-23*	27-Feb-24	30-Oct-23	26-Feb-24	-1					
<b>Instrument</b>														
06-FGC-1-1280	PFab 2-Line 1 - Instrument Cable Pulling and Termination	120	120	0%	14-Nov-23	12-Mar-24*	13-Nov-23	11-Mar-24	-1					
06-FGC-1-1290	PFab 2-Line 1 - Instrument Equipment Installation	120	120	0%	31-Oct-23	27-Feb-24	30-Oct-23	26-Feb-24	-1					
06-FGC-1-1300	PFab 2-Line 1 - Instrument Tubing Installation	120	120	0%	31-Oct-23	27-Feb-24	30-Oct-23	26-Feb-24	-1					
<b>Insulation</b>														
06-FGC-1-1130	PFab 2-Line 1 - Insulation	666	202	69.67%	25-May-22 A	19-May-24	31-Oct-23	19-May-24	0					
<b>PFab 2 - Line 2</b>														
<b>E&amp;I Installation</b>														
<b>Electrical</b>														
06-FGC-2-1250	PFab 2-Line 2 - Electrical Cable Pulling and Termination	120	120	0%	14-Nov-23	12-Mar-24*	12-Nov-23	11-Mar-24	-1					
06-FGC-2-1260	PFab 2-Line 2 - Electrical Equipment Installation	120	120	0%	31-Oct-23*	27-Feb-24	29-Oct-23	26-Feb-24	-1					
<b>Instrument</b>														
06-FGC-2-1280	PFab 2-Line 2 - Instrument Cable Pulling and Termination	120	120	0%	14-Nov-23	12-Mar-24*	12-Nov-23	11-Mar-24	-1					
06-FGC-2-1290	PFab 2-Line 2 - Instrument Equipment Installation	120	120	0%	31-Oct-23	27-Feb-24	29-Oct-23	26-Feb-24	-1					
06-FGC-2-1300	PFab 2-Line 2 - Instrument Tubing Installation	120	120	0%	31-Oct-23	27-Feb-24	29-Oct-23	26-Feb-24	-1					
<b>Insulation</b>														
06-FGC-2-1010	PFab 2-Line 2 - Insulation	405	202	50.12%	10-Feb-23 A	19-May-24*	31-Oct-23	19-May-24	0					
<b>PFab 2 - Line 3</b>														
<b>E&amp;I Installation</b>														
<b>Electrical</b>														
06-FGC-3-1250	PFab 2-Line 3 - Electrical Cable Pulling and Termination	120	120	0%	08-Dec-23	05-Apr-24*	08-Dec-23	05-Apr-24	0					
06-FGC-3-1260	PFab 2-Line 3 - Electrical Equipment Installation	120	120	0%	23-Nov-23	21-Mar-24	24-Nov-23	22-Mar-24	1					
<b>Instrument</b>														
06-FGC-3-1280	PFab 2-Line 3 - Instrument Cable Pulling and Termination	120	120	0%	08-Dec-23	05-Apr-24*	08-Dec-23	05-Apr-24	0					

Activity ID	Activity Name	Original Duration	Remaining Duration	Activity % Complete	Current Start	Current Finish	Late Start	Late Finish	Total Float	M71 Remarks	2023			
											Oct 71	Nov 72	Dec 73	2024 Jan 74
06-FGC-3-1290	PFab 2-Line 3 - Instrument Equipment Installation	120	120	0%	23-Nov-23	21-Mar-24	24-Nov-23	22-Mar-24	1					
06-FGC-3-1300	PFab 2-Line 3 - Instrument Tubing Installation	120	120	0%	23-Nov-23	21-Mar-24	24-Nov-23	22-Mar-24	1					
<b>PFab 2 - Line 4</b>		134	134		26-Nov-23	07-Apr-24	26-Nov-23	07-Apr-24	0					
<b>E&amp;I Installation</b>		134	134		26-Nov-23	07-Apr-24	26-Nov-23	07-Apr-24	0					
<b>Electrical</b>		134	134		26-Nov-23	07-Apr-24	26-Nov-23	07-Apr-24	0					
06-FGC-4-1250	PFab 2-Line 4 - Electrical Cable Pulling and Termination	120	120	0%	10-Dec-23	07-Apr-24*	10-Dec-23	07-Apr-24	0					
06-FGC-4-1260	PFab 2-Line 4 - Electrical Equipment Installation	120	120	0%	26-Nov-23	24-Mar-24	26-Nov-23	24-Mar-24	0					
<b>Instrument</b>		134	134		26-Nov-23	07-Apr-24	26-Nov-23	07-Apr-24	0					
06-FGC-4-1280	PFab 2-Line 4 - Instrument Cable Pulling and Termination	120	120	0%	10-Dec-23	07-Apr-24*	10-Dec-23	07-Apr-24	0					
06-FGC-4-1290	PFab 2-Line 4 - Instrument Equipment Installation	120	120	0%	26-Nov-23	24-Mar-24	26-Nov-23	24-Mar-24	0					
06-FGC-4-1300	PFab 2-Line 4 - Instrument Tubing Installation	120	120	0%	26-Nov-23	24-Mar-24	26-Nov-23	24-Mar-24	0					
<b>PFab 2 - Line 5</b>		982	308		21-Jan-22 A	02-Sep-24	06-Aug-23	02-Sep-24	0					
<b>Mechanical Erection</b>		277	43		21-Jan-22 A	12-Dec-23	31-Aug-23	12-Oct-23	-61					
06-FGC-5-1000	PFab 2-Line 5 - 1st Floor (Below EL12.47m) (Including Silencer ID fan)	60	43	90.47%	21-Jan-22 A	12-Dec-23	31-Aug-23	12-Oct-23	-61					
06-FGC-5-1020	PFab 2-Line 5 - 3rd Floor (EL23.47- EL34.47m) (Including Ash and residue to solidification)	60	43	85.26%	19-Sep-22 A	12-Dec-23	31-Aug-23	12-Oct-23	-61					
<b>E&amp;I Installation</b>		25	25		11-Aug-23 A	24-Nov-23	06-Aug-23	30-Aug-23	-86					
<b>Electrical</b>		25	25		11-Aug-23 A	24-Nov-23	06-Aug-23	30-Aug-23	-86					
06-FGC-5-1310	PFab 2-Line 5 - MCC room installation (Installation by Yard)	25	25	66.67%	11-Aug-23 A	24-Nov-23	06-Aug-23	30-Aug-23	-86					
<b>Insulation</b>		736	308		30-Jun-22 A	02-Sep-24	31-Oct-23	02-Sep-24	0					
06-FGC-5-1200	PFab 2-Line 5 - Insulation	736	308	58.15%	30-Jun-22 A	02-Sep-24*	31-Oct-23	02-Sep-24	0					
<b>Load out &amp; Shipping</b>		15	15		15-Dec-23	29-Dec-23	31-Aug-23	14-Sep-23	-106					
06-FGC-5-1220	PFab 2-Line 5 - Load Out & ready to ship	15	15	0%	15-Dec-23*	29-Dec-23	31-Aug-23	14-Sep-23	-106					
<b>Delivery</b>		10	10		30-Dec-23	08-Jan-24	15-Sep-23	24-Sep-23	-106					
06-FGC-5-1320	PFab 2-Line 5 - Delivery	10	10	0%	30-Dec-23	08-Jan-24	15-Sep-23	24-Sep-23	-106					
<b>PFab 2 - Line 6</b>		806	205		21-Jan-22 A	22-May-24	20-Jul-23	22-May-24	0					
<b>Mechanical Erection</b>		273	44		21-Jan-22 A	13-Dec-23	20-Jul-23	01-Sep-23	-103					
06-FGC-6-1170	PFab 2-Line 6 - 1st Floor (Below EL12.47m) (Including Silencer ID fan)	60	44	90.34%	21-Jan-22 A	13-Dec-23	20-Jul-23	01-Sep-23	-103					
06-FGC-6-1180	PFab 2-Line 6 - 2nd Floor (EL12.47- EL23.47m) (Including Dosing system bicar)	60	44	87.52%	24-Jun-22 A	13-Dec-23	20-Jul-23	01-Sep-23	-103					
06-FGC-6-1190	PFab 2-Line 6 - 3rd Floor (EL23.47- EL34.47m) (Including Ash and residue to solidification)	60	44	85.43%	08-Sep-22 A	13-Dec-23	20-Jul-23	01-Sep-23	-103					
<b>E&amp;I Installation</b>		137	44		15-Jun-23 A	13-Dec-23	20-Jul-23	01-Sep-23	-103					
06-FGC-6-1240	PFab 2-Line 6 - E&I Support Installation	45	44	61.85%	15-Jun-23 A	13-Dec-23	20-Jul-23	01-Sep-23	-103					
06-FGC-6-1250	PFab 2-Line 6 - E&I Cable Ladder Erection	45	44	31.96%	30-Aug-23 A	13-Dec-23	20-Jul-23	01-Sep-23	-103					
<b>Electrical</b>		26	44		11-Sep-23 A	13-Dec-23	20-Jul-23	01-Sep-23	-103					
06-FGC-6-1280	PFab 2-Line 6 - Electrical Heat Tracing Installation (Installation by Yard)	26	44	22.35%	11-Sep-23 A	13-Dec-23	20-Jul-23	01-Sep-23	-103					
06-FGC-6-1320	PFab 2-Line 6 - MCC room installation (Installation by Yard)	25	44	21.43%	12-Sep-23 A	13-Dec-23	20-Jul-23	01-Sep-23	-103					
<b>Insulation</b>		133	133		11-Jan-24	22-May-24	11-Jan-24	22-May-24	0					
06-FGC-6-1020	PFab 2-Line 6 - Insulation	133	133	0%	11-Jan-24	22-May-24*	11-Jan-24	22-May-24	0					
<b>Load out &amp; Shipping</b>		20	20		14-Dec-23	02-Jan-24	02-Sep-23	21-Sep-23	-103					
06-FGC-6-1040	PFab 2-Line 6 - Load Out & ready to ship	20	20	0%	14-Dec-23*	02-Jan-24	02-Sep-23	21-Sep-23	-103					
<b>Delivery</b>		10	10		03-Jan-24	12-Jan-24	22-Sep-23	01-Oct-23	-103					
06-FGC-6-1330	PFab 2-Line 6 - Delivery	10	10	0%	03-Jan-24	12-Jan-24	22-Sep-23	01-Oct-23	-103					
<b>Fabrication of Mega Steel Structure</b>		30	24		17-Apr-23 A	23-Nov-23	23-Oct-23	15-Nov-23	-8					
<b>Fabrication of Steel Structure</b>		30	24		17-Apr-23 A	23-Nov-23	23-Oct-23	15-Nov-23	-8					
16-8560 (6E)	Fabrication of Steel Structure (FM3) & Delivery	30	24	20%	17-Apr-23 A	23-Nov-23	23-Oct-23	15-Nov-23	-8					
<b>Off-site Fabrication of Turbine Modules</b>		584	131		06-Jan-23 A	09-Mar-24	28-May-23	05-Oct-23	-156					
<b>Fabrication of Module (Power Island)</b>		584	131		06-Jan-23 A	09-Mar-24	28-May-23	05-Oct-23	-156					
<b>Turbine Module 1</b>		377	42		06-Jan-23 A	11-Dec-23	10-Jul-23	20-Aug-23	-113					
06-4040-1(M55)	Turbine Module 1 - TBS Tower 1 Erection & Installation	45	22	51.11%	06-Jan-23 A	21-Nov-23	10-Jul-23	31-Jul-23	-113					
06-4080(6)	Turbine Module 1 - Delivery	11	11	0%	01-Dec-23*	11-Dec-23	10-Aug-23	20-Aug-23	-113					
<b>Turbine Module 2</b>		274	131		01-Mar-23 A	09-Mar-24	28-May-23	05-Oct-23	-156					
06-4240-1(M55)	Turbine Module 2 - TBS Tower 2 Erection & Installation	274	85	68.98%	01-Mar-23 A	23-Jan-24	28-May-23	20-Aug-23	-156					
06-4280(6)	Turbine Module 2 - Delivery	46	46	0%	24-Jan-24	09-Mar-24	21-Aug-23	05-Oct-23	-156					
<b>Turbine Module 3</b>		168	93		15-Jun-23 A	31-Jan-24	29-Jun-23	29-Sep-23	-124					
06-4440-1(M55)	Turbine Module 3 - TBS Tower 3 Erection & Installation	168	93	44.64%	15-Jun-23 A	31-Jan-24	29-Jun-23	29-Sep-23	-124					
<b>Procurement for ACC Units</b>		656	46		28-Feb-22 A	15-Dec-23	23-Aug-23	06-Feb-24	53					
06-1120-1	Off-site Fabrication of ACC-2 Units	178	9	94.94%	28-Feb-22 A	08-Nov-23	23-Aug-23	31-Aug-23	-69					
06-1120-2	Off-site Fabrication of ACC-3 Units	178	9	94.94%	28-Feb-22 A	08-Nov-23	22-Oct-23	30-Oct-23	-9					
06-1140	Factory Acceptance Test (FAT) for ACC-2	16	16	0%	09-Nov-23	24-Nov-23	01-Sep-23	16-Sep-23	-69					
06-1150	Factory Acceptance Test (FAT) for ACC-3	16	16	0%	09-Nov-23	24-Nov-23	31-Oct-23	15-Nov-23	-9					
06-1160	Delivery to Site ACC-1	11	11	0%	01-Nov-23	11-Nov-23	27-Jan-24	06-Feb-24	87					
06-1170	Delivery to Site ACC-2	21	21	0%	25-Nov-23	15-Dec-23	17-Sep-23	07-Oct-23	-69					
06-1190	Delivery to Site ACC-3	21	21	0%	25-Nov-23	15-Dec-23	16-Nov-23	06-Dec-23	-9					
<b>Procurement for CCCW Building Equipment</b>		608	59		01-Mar-22 A	28-Dec-23	04-Nov-23	01-Jan-24	4					
06-1410(1)	Material Procurement & Equipment Manufacture	300	36	88%	01-Mar-22 A	05-Dec-23	04-Nov-23	09-Dec-23	4					
06-1420(1)	Factory Acceptance Test (FAT)	8	8	0%	06-Dec-23	13-Dec-23	10-Dec-23	17-Dec-23	4					
06-1420-1(1)	Delivery to Site	15	15	0%	14-Dec-23	28-Dec-23	18-Dec-23	01-Jan-24	4					
<b>Procurement for Mechanical Treatment Plant Building Plant Equipment</b>		640	152		30-Jun-22 A	30-Mar-24	26-Dec-23	25-May-24	56					
06-1150-1(1)	Mechanical Equipment Material Submission and Approval	180	32	82.22%	30-Jun-22 A	01-Dec-23	26-Dec-23	26-Jan-24	56					
06-1150-2(1)	Pipe Material Submission and Approval	180	32	82.22%	30-Jun-22 A	01-Dec-23	26-Dec-23	26-Jan-24	56					
06-1150-3(1)	Electrical and Instrumentation Material Submission and Approval	180	32	82.22%	30-Jun-22 A	01-Dec-23	26-Dec-23	26-Jan-24	56					
06-1160-1(1)	Mechanical Equipment Procurement (Incl. FAT)	217	32	85.25%	30-Jun-22 A	01-Dec-23	26-Dec-23	26-Jan-24	56					
06-1160-2(1)	Pipe Material Procurement (Incl. FAT)	180	32	82.22%	30-Jun-22 A	01-Dec-23	26-Dec-23	26-Jan-24	56					
06-1160-3(1)	Electrical and Instrumentation Material Procurement (Incl. FAT)	180	32	82.22%	08-Dec-22 A	01-Dec-23	26-Dec-23	26-Jan-24	56					
06-1180	Delivery to Site	61	61	0%	30-Jan-24	30-Mar-24	26-Mar-24	25-May-24	56					



Activity ID	Activity Name	Original Duration	Remaining Duration	Activity % Complete	Current Start	Current Finish	Late Start	Late Finish	Total Float	M/1 Remarks	2023			
											Oct 71	Nov 72	Dec 73	2024 Jan 74
<b>Procurement for Wastewater Treatment Plant Equipment</b>														
06-1200-1(1)	Mechanical Equipment Procurement (Incl. FAT)	210	30	85.71%	01-Sep-22 A	30-Dec-23	04-Dec-23	02-Feb-24	34					
06-1200-2(1)	Pipe Material Procurement (Incl. FAT)	210	30	85.71%	01-Sep-22 A	29-Nov-23	04-Dec-23	02-Jan-24	34					
06-1200-3(1)	Electrical and Instrumentation Material Procurement (Incl. FAT)	210	30	85.71%	01-Sep-22 A	29-Nov-23	05-Dec-23	03-Jan-24	35					
06-1220	Delivery to Site	31	31	0%	30-Nov-23	30-Dec-23	03-Jan-24	02-Feb-24	34					Delivery to Site
<b>Procurement for Desal &amp; Demin Plant Equipment</b>														
06-1240-1(1)	Mechanical Equipment Procurement (Incl. FAT)	576	61	89.41%	01-Jun-22 A	30-Dec-23	27-Apr-24	26-Jun-24	179					Mechanical Equipment Procurement (Incl. FAT)
06-1240-2(1)	Pipe Material Procurement (Incl. FAT)	150	31	79.33%	01-Sep-22 A	30-Nov-23	02-Apr-24	02-May-24	154					Pipe Material Procurement (Incl. FAT)
06-1240-3(1)	Electrical and Instrumentation Material Procurement (Incl. FAT)	60	31	48.33%	01-Sep-22 A	30-Nov-23	02-Apr-24	02-May-24	154					Electrical and Instrumentation Material Procurement (Incl. FAT)
06-1260	Delivery to Site	55	55	0%	01-Dec-23	24-Jan-24	03-May-24	26-Jun-24	154	Update OD				Delivery to Site
06-1260-1(M55)	WTP chemical storage tank Material Submission and Approval	120	30	75%	21-Apr-22 A	03-Dec-23	29-Jan-24	27-Feb-24	86					WTP chemical storage tank Material Submission and Approval
06-1260-2(M55)	WTP chemical storage tank Procurement (Incl. FAT)	180	30	83.33%	22-Apr-22 A	02-Jan-24	28-Feb-24	28-Mar-24	86					WTP chemical storage tank Procurement (Incl. FAT)
06-1260-3(M55)	Chemical storage tank delivery to Site	60	60	0%	03-Jan-24	02-Mar-24	29-Mar-24	27-May-24	86					
<b>Procurement for HV Transformers and Associated Equipment</b>														
<b>Procurement of Transformers &amp; EDG</b>														
06-1290(1)	Factory Acceptance Test (FAT)	120	120	0%	31-Oct-23	27-Feb-24	18-Oct-23	14-Feb-24	-13					
06-1300	Delivery to Site	60	60	0%	29-Jan-24	28-Mar-24	16-Jan-24	15-Mar-24	-13					
<b>Procurement of Switchboard/Panels and Cables</b>														
06-2090(1)	Material Submission and Approval	60	6	90%	31-May-22 A	05-Nov-23	03-Sep-23	08-Sep-23	-58					Material Submission and Approval
06-2100(1)	Material & Equipment Procurement	240	30	87.5%	31-May-22 A	29-Nov-23	03-Sep-23	02-Oct-23	-58					Material & Equipment Procurement
06-2110(1)	Factory Acceptance Test (FAT)	60	60	0%	31-Oct-23	29-Dec-23	03-Sep-23	01-Nov-23	-58					Factory Acceptance Test (FAT)
06-2120(1)	Delivery to Site	60	60	0%	30-Nov-23	28-Jan-24	03-Oct-23	01-Dec-23	-58					Delivery to Site
<b>Procurement for Control SCADA Systems</b>														
06-1320	Material & Equipment Procurement & Assmly	140	30	78.57%	08-Jun-22 A	29-Nov-23	08-Dec-23	06-Jan-24	38					Material & Equipment Procurement & Assmly
06-1330	Factory Acceptance Test (FAT)	30	30	0%	30-Nov-23	29-Dec-23	07-Jan-24	05-Feb-24	38	Update OD				Factory Acceptance Test (FAT)
06-1340	Delivery to Site	61	61	0%	30-Dec-23	28-Feb-24	06-Feb-24	06-Apr-24	38					
<b>Procurement for Onshore Crane at Berth</b>														
06-1350	Supplier Submission and Approval	60	2	96.67%	04-Dec-22 A	01-Nov-23	11-Nov-23	12-Nov-23	11					Supplier Submission and Approval
06-1360	Material & Equipment Procurement	300	300	0%	02-Nov-23	27-Aug-24	13-Nov-23	07-Sep-24	11					
<b>Procurement and Off-site Fabrication of Pipe Bridges (Incl. Pipings)</b>														
<b>Fabrication of Pipe Rack (Prefab.3)</b>														
06-5170(6)	Pre-commissioning (FAT)	66	103	0%	02-Mar-23 A	10-Feb-24	09-Sep-23	20-Dec-23	-52					Pre-commissioning (FAT)
06-5190(6)	Load out & ready to ship	31	31	0%	11-Jan-24	10-Feb-24	20-Nov-23	20-Dec-23	-52					
<b>Fabrication of Pipe Bridge B</b>														
<b>Pipe bridge B1 &amp; B2 on the Roof of Turbine Hall</b>														
06-5390(6D)	Pre-commissioning (FAT)	15	15	0%	09-Nov-23	23-Nov-23	16-Dec-23	30-Dec-23	37					Pre-commissioning (FAT)
06-5390-1(6D)	Load out & ready to ship	8	8	0%	24-Nov-23	01-Dec-23	31-Dec-23	07-Jan-24	37					Load out & ready to ship
06-5390-2(6D)	Pipe bridge B1 & B2 on the Roof of Turbine Hall Delivery	15	15	0%	02-Dec-23	16-Dec-23	08-Jan-24	22-Jan-24	37					Pipe bridge B1 & B2 on the Roof of Turbine Hall Delivery
<b>Fabrication of Pipe Bridge C</b>														
<b>Pipe Bridge C between Turbine Hall &amp; ACC -1</b>														
06-5420(6)	Piping installation	40	9	77.5%	15-Aug-23 A	08-Nov-23	30-Oct-23	07-Nov-23	-1					Piping installation
06-5430(6)	Pipe Bridge C - ACC-1 Pre-commissioning (FAT)	15	15	0%	09-Nov-23	23-Nov-23	08-Nov-23	22-Nov-23	-1					Pipe Bridge C - ACC-1 Pre-commissioning (FAT)
<b>Pipe Bridge C between Turbine Hall &amp; ACC -2</b>														
06-5460(6)	Piping installation	40	9	77.5%	15-Aug-23 A	08-Nov-23	30-Oct-23	07-Nov-23	-1					Piping installation
06-5470(6)	Pipe Bridge C - ACC-2 Pre-commissioning (FAT)	15	15	0%	09-Nov-23	23-Nov-23	08-Nov-23	22-Nov-23	-1					Pipe Bridge C - ACC-2 Pre-commissioning (FAT)
<b>Pipe Bridge C between Turbine Hall &amp; ACC -3</b>														
06-5500(6)	Piping installation	40	9	77.5%	15-Aug-23 A	08-Nov-23	30-Oct-23	07-Nov-23	-1					Piping installation
06-5510(6)	Pipe Bridge C - ACC-3 Pre-commissioning (FAT)	15	15	0%	09-Nov-23	23-Nov-23	08-Nov-23	22-Nov-23	-1					Pipe Bridge C - ACC-3 Pre-commissioning (FAT)
06-5520(6)	ACC-1 to 3 Load out & ready to ship	6	6	0%	24-Nov-23	29-Nov-23	23-Nov-23	28-Nov-23	-1					ACC-1 to 3 Load out & ready to ship
06-5530(6)	Pipe Bridge C - ACC1 to 3 Delivery	17	17	0%	30-Nov-23	16-Dec-23	29-Nov-23	15-Dec-23	-1					Pipe Bridge C - ACC1 to 3 Delivery
<b>Procurement for LV Electrical System for On-site Installation</b>														
06-1460	Delivery to Site	31	31	0%	30-Nov-23	30-Dec-23	26-Jun-24	26-Jul-24	209					Delivery to Site
<b>Procurement for Ventilation and Odor Treatment System</b>														
06-1470(1)	Material Submission and Approval	30	30	0%	31-Oct-23	29-Nov-23	23-Nov-23	22-Dec-23	23					Material Submission and Approval
06-1480	Material & Equipment Procurement	90	90	0%	30-Nov-23	27-Feb-24	23-Dec-23	21-Mar-24	23					
06-1490	Factory Acceptance Test (FAT)	90	90	0%	30-Dec-23	28-Mar-24	22-Jan-24	20-Apr-24	23					
06-1820(6C)	Material Submission & Equipment Procurement (for IWMF Substation)	60	30	50%	04-May-23 A	29-Nov-23	22-Mar-24	20-Apr-24	143					Material Submission & Equipment Procurement (for IWMF Substation)
06-1820-1(6C)	Delivery to Site	60	60	0%	31-Oct-23	29-Dec-23	22-Mar-24	20-May-24	143					Delivery to Site
<b>Procurement for Fire Services System</b>														
06-1510	Material Submission and Approval	30	30	0%	07-Nov-23	06-Dec-23	03-Sep-23	03-Oct-23	-64					Material Submission and Approval
06-1520	Material & Equipment Procurement	90	90	0%	07-Dec-23	05-Mar-24	03-Oct-23	01-Jan-24	-64					
06-1530	Factory Acceptance Test (FAT)	90	90	0%	06-Jan-24	04-Apr-24	02-Nov-23	31-Jan-24	-64					
<b>IWMF Substation</b>														
06-1810(6)	Material Submission & Equipment Procurement (For IWMF Substation)	457	3	99.34%	31-May-22 A	02-Nov-23	09-Aug-23	12-Aug-23	-82					Material Submission & Equipment Procurement (For IWMF Substation)
06-1820(6)	Factory Acceptance Test (FAT)	243	3	98.77%	01-Jan-23 A	02-Nov-23	09-Aug-23	12-Aug-23	-82					Factory Acceptance Test (FAT)
06-1830(6)	Delivery to Site	125	1	99.2%	08-May-23 A	09-Nov-23	18-Aug-23	19-Aug-23	-82					Delivery to Site
<b>Procurement for Plumbing System</b>														
06-1550	Material Submission and Approval	30	30	0%	30-Nov-23	29-Dec-23	16-Nov-23	15-Dec-23	-14					Material Submission and Approval
06-1560	Material & Equipment Procurement	90	90	0%	30-Dec-23	28-Mar-24	16-Dec-23	14-Mar-24	-14					
06-1570	Factory Acceptance Test (FAT)	90	90	0%	30-Dec-23	28-Mar-24	16-Dec-23	14-Mar-24	-14					
06-1580-1(6C)	Material Submission & Equipment Procurement	120	120	0%	31-Oct-23	27-Feb-24	28-Feb-24	26-Jun-24	120					

Activity ID	Activity Name	Original Duration	Remaining Duration	Activity % Complete	Current Start	Current Finish	Late Start	Late Finish	Total Float	M71 Remarks	2023			
											Oct 71	Nov 72	Dec 73	Jan 74
06-1580-2(6C)	Delivery to Site	60	60	0%	29-Jan-24	28-Mar-24	28-May-24	26-Jul-24	120					
<b>Procurement for Drainage System</b>														
06-1590	Material Submission and Approval	30	30	0%	31-Oct-23	29-Nov-23	16-Nov-23	15-Dec-23	16					
06-1600	Material & Equipment Procurement	90	90	0%	30-Nov-23	27-Feb-24	16-Dec-23	14-Mar-24	16					
06-1610	Factory Acceptance Test (FAT)	90	90	0%	30-Nov-23	27-Feb-24	16-Dec-23	14-Mar-24	16					
06-1620	Delivery to Site	60	60	0%	29-Jan-24	28-Mar-24	14-Feb-24	13-Apr-24	16					
06-1620-1(6C)	Material Submission & Equipment Procurement (for IWMF Substation)	60	30	50%	19-May-23 A	29-Nov-23	16-Jul-24	15-Aug-24	259					
06-1620-2(6C)	Delivery to Site	30	30	0%	15-Nov-23	14-Dec-23	31-Jul-24	30-Aug-24	259					
06-1620-3(M55)	Material Submission & Equipment Procurement (Caisson 13)	30	30	0%	04-Nov-23	03-Dec-23	20-Feb-24	20-Mar-24	108					
06-1620-4(M55)	Delivery to Site	30	30	0%	19-Nov-23	18-Dec-23	06-Mar-24	04-Apr-24	108					
<b>Procurement for Lighting System</b>														
06-1630	Material Submission and Approval	30	30	0%	31-Oct-23	29-Nov-23	25-Oct-23	24-Nov-23	-5					
06-1640	Material & Equipment Procurement	90	90	0%	31-Oct-23	28-Jan-24	25-Oct-23	23-Jan-24	-5					
06-1650	Factory Acceptance Test (FAT)	90	90	0%	15-Nov-23	12-Feb-24	09-Nov-23	07-Feb-24	-5					
06-1660	Delivery to Site	60	60	0%	30-Dec-23	27-Feb-24	24-Dec-23	22-Feb-24	-5					
<b>Procurement for Security, Surveillance &amp; Communication System</b>														
06-1670	Material Submission and Approval	30	30	0%	30-Dec-23	28-Jan-24	31-Oct-23	29-Nov-23	-60					
06-1680	Material & Equipment Procurement	90	90	0%	29-Jan-24	27-Apr-24	30-Nov-23	27-Feb-24	-60					
<b>Procurement for Cranage Equipment</b>														
<b>Waste Crane</b>														
06-1740	Waste Crane Delivery to Site	11	11	0%	20-Dec-23	30-Dec-23	26-Apr-24	06-May-24	128					
<b>Hoist System</b>														
06-8330(M57)	Monorail Hoist Delivery to Site	30	30	0%	26-Nov-23	25-Dec-23	07-May-24	05-Jun-24	163					
<b>Procurement for Lift and Escalator Systems</b>														
06-1750	Material Submission and Approval	60	60	0%	29-Jan-24	28-Mar-24	30-Nov-23	28-Jan-24	-60					
<b>Procurement for Soft Landscape Materials</b>														
06-1790	Material Submission and Approval	60	60	0%	03-Nov-23	01-Jan-24	10-Jul-23	07-Sep-23	-116					
06-1800	Material Procurement & Nursery	450	450	0%	02-Jan-24	26-Mar-25	08-Sep-23	30-Nov-24	-116					
<b>Procurement for Air Quality Monitoring Station Equipment</b>														
06-2200(1)	Delivery to Site	30	30	0%	03-Nov-23	02-Dec-23	20-Aug-23	18-Sep-23	-75					
<b>Procurement for Weighbridge System</b>														
06-2220(1)	Material & Equipment Procurement	90	31	65.56%	22-Nov-22 A	30-Nov-23	21-Sep-23	21-Oct-23	-40					
06-2230(A)(M70)	Delivery to Site (MECH Equipment)	15	15	0%	15-Nov-23	29-Nov-23	06-Oct-23	20-Oct-23	-40					
<b>Procurement for Pipes and Insulation for on site installations</b>														
06-2260(1)	Material & Equipment Procurement	120	15	87.5%	27-Aug-22 A	14-Nov-23	07-Dec-23	21-Dec-23	37					
06-2270(1)	Delivery to Site	11	11	0%	15-Nov-23	25-Nov-23	22-Dec-23	01-Jan-24	37					
<b>Procurement for Truck Wash System</b>														
06-2290(1)	Material Submission and Approval	60	60	0%	30-Dec-23	27-Feb-24	12-Feb-24	11-Apr-24	44					
<b>Procurement for Building Finishes Materials (Doors, windows and louvers ie...)</b>														
06-8000(6)	Incineration Plant Building - Material Submission, Procurement, FAT and Delivery	90	90	0%	31-Oct-23	28-Jan-24	29-Mar-24	26-Jun-24	150					
06-8010(6)	ACC Equipment Yard - Material Submission, Procurement, FAT and Delivery	300	300	0%	31-Oct-23	25-Aug-24	20-Jul-24	15-May-25	263					
06-8020(6)	Turbine Hall Building - Material Submission, Procurement, FAT and Delivery	90	90	0%	09-Nov-23	06-Feb-24	03-Dec-23	01-Mar-24	24					
06-8030(6)	CCCW Building - Material Submission, Procurement, FAT and Delivery	90	90	0%	31-Oct-23	28-Jan-24	28-Apr-24	26-Jul-24	180					
06-8030(6)10	Chimney - Material Submission, Procurement, FAT and Delivery	200	200	0%	29-Nov-23	15-Jun-24	02-Jan-24	19-Jul-24	34					
06-8030(6)20	Reception Pavilion - Material Submission, Procurement, FAT and Delivery	90	90	0%	29-Jan-24	27-Apr-24	15-Jan-24	13-Apr-24	-14					
06-8030(6)30	MT Plant Building - Material Submission, Procurement, FAT and Delivery	180	180	0%	30-Dec-23	26-Jun-24	29-Jan-24	26-Jul-24	30					
06-8030(6)40	Wastewater Treatment Plant - Material Submission, Procurement, FAT and Delivery	150	150	0%	30-Dec-23	27-May-24	17-May-24	13-Oct-24	139					
06-8030(6)50	Water Treatment Plant Building - Material Submission, Procurement, FAT and Delivery	180	180	0%	30-Dec-23	26-Jun-24	29-Jan-24	26-Jul-24	30					
06-8030(6)60	Administration Building - Material Submission, Procurement, FAT and Delivery	120	120	0%	30-Dec-23	27-Apr-24	28-Feb-24	26-Jun-24	60					
06-8030(6)70	IWMF Substation - Material Submission, Procurement, FAT and Delivery	90	90	0%	05-Nov-23	02-Feb-24	02-Sep-24	30-Nov-24	302					
06-8030(6)80	Elevated Driveway - Material Submission, Procurement, FAT and Delivery	180	180	0%	29-Nov-23	26-May-24	31-Oct-23	27-Apr-24	-29					
<b>Procurement for Curtain Wall Materials</b>														
06-8200(6D)	Material Submission and Approval	60	60	0%	30-Nov-23	28-Jan-24	03-Aug-24	01-Oct-24	247					
06-8210(6D)	Material & Equipment Procurement	120	120	0%	29-Jan-24	27-May-24	02-Oct-24	29-Jan-25	247					
<b>Off-site Precasting of Facade Panels</b>														
06-8040(6D)	Procurement of Precast Concrete Wall Panel Moulding & Fabrication	205	7	96.59%	14-Feb-23 A	06-Nov-23	24-Sep-23	30-Sep-23	-37					
<b>IWMF Substation</b>														
06-8070(6D)	Precasting of Concrete Panels	60	60	0%	07-Nov-23	05-Jan-24	31-Oct-23	29-Dec-23	-7					
06-8080(6D)	Factory Acceptance Test (FAT)	60	60	0%	07-Dec-23	04-Feb-24	21-Mar-24	19-May-24	105					
<b>Elevated Drive Way</b>														
06-8100	Precasting of Concrete Panels	60	60	0%	07-Nov-23	05-Jan-24	23-May-24	21-Jul-24	198					
06-8110	Factory Acceptance Test (FAT)	60	60	0%	07-Dec-23	04-Feb-24	22-Jun-24	20-Aug-24	198					
<b>Turbine Hall</b>														
06-8130	Precasting of Concrete Panels	45	45	0%	07-Nov-23	21-Dec-23	06-Mar-24	19-Apr-24	120					
06-8140	Factory Acceptance Test (FAT)	45	45	0%	07-Dec-23	20-Jan-24	05-Apr-24	19-May-24	120					
06-8150	Delivery to Site	30	30	0%	06-Jan-24	04-Feb-24	05-May-24	03-Jun-24	120					
<b>Process Building</b>														
06-8160	Precasting of Concrete Panels	60	60	0%	07-Nov-23	05-Jan-24	03-Mar-24	01-May-24	117					
06-8170	Factory Acceptance Test (FAT)	60	60	0%	22-Nov-23	20-Jan-24	18-Mar-24	16-May-24	117					
06-8180	Delivery to Site	30	30	0%	06-Jan-24	04-Feb-24	02-May-24	31-May-24	117					
<b>Chimney</b>														
06-8280	Steel Claddings	210	210	0%	07-Nov-23	03-Jun-24	01-Oct-23	27-Apr-24	-37					

Activity ID	Activity Name	Original Duration	Remaining Duration	Activity % Complete	Current Start	Current Finish	Late Start	Late Finish	Total Float	M71 Remarks	2023			
											Oct 71	Nov 72	Dec 73	2024 Jan 74
<b>Procurement for IWMF Equipments for BS Works</b>														
06-8310(6E)	Material & Equipment Procurement	239	55	95%	11-Apr-23 A	24-Dec-23	08-Oct-23	01-Dec-23	-23					
06-8320(6E)	Factory Acceptance Test (FAT)	40	40	0%	31-Oct-23	09-Dec-23	08-Oct-23	16-Nov-23	-23					
06-8330(6E)	Delivery to Site	30	30	0%	25-Nov-23	24-Dec-23	02-Nov-23	01-Dec-23	-23					
<b>Off-site Prefabrication of Steel Grating Platform for Chimney</b>														
06-8310(6F)	Prefabrication of Steel Grating Platform	120	120	0%	31-Oct-23	29-Dec-23	05-Nov-23	03-Mar-24	5					
06-8320(6F)	Factory Acceptance Test (FAT)	60	60	0%	30-Nov-23	28-Jan-24	05-Dec-23	02-Feb-24	5					
06-8330(6F)	Delivery to Site	30	30	0%	29-Jan-24	27-Feb-24	03-Feb-24	03-Mar-24	5					
<b>Delivery of Cast-in pipes, Fittings and Anchor Bolts for Structures (if applicable)</b>														
04-1805(6F)	Wastewater Treatment Plant (30d)	0	0	0%	31-Oct-23		11-Nov-23		12					
04-1810(6F)	Tipping Hall and Bunker (30d)	0	0	0%	31-Oct-23		03-Feb-24		95					
04-1830(6F)	Chimney (30d)	0	0	0%	31-Oct-23		20-Nov-23		20					
04-1840(6F)	Mechanical Treatment Plant & Water Treatment Plant (90d)	0	0	0%	16-Nov-23		23-Sep-23		-54					
04-1850(6F)	Reception Pavilion (90d)	0	0	0%	15-Nov-23		07-Oct-23		-39					
04-1860(6F)	Administration Building and Viewing Gallery (90d)	0	0	0%	31-Oct-23		13-Sep-23		-48					
04-1870(6F)	Elevated Drive Way and Associated Structures (30d)	0	0	0%	31-Oct-23		18-Aug-23		-74					
04-1910(6F)	Vehicle Fuel Filling Station (90d)	0	0	0%	29-Jan-24		22-Dec-23		-38					
04-1920(6F)	Fuel Filling Kiosk (30d)	0	0	0%	30-Nov-23		27-May-24		179					
<b>Environmental Works</b>														
<b>Baseline Air Quality Monitoring Works</b>														
07-1220	Carry out baseline Air Quality monitoring at Portion 3	365	365	0%	02-Jan-24	31-Dec-24	19-Oct-23	17-Oct-24	-75					
07-1240	Carry out baseline Air Quality monitoring at Portion 5	365	365	0%	02-Jan-24	31-Dec-24	19-Oct-23	17-Oct-24	-75					
<b>Maritime Works</b>														
<b>Marine Construction</b>														
<b>Phase I - Construction of Perimeter Seawalls</b>														
<b>Seawall and Berth at DCM Area</b>														
<b>Seawall Structural Works</b>														
08-1115(3)	Caisson infill, Solid ballast, toe protection, precast concrete blocks .etc Laying	1631	200	87.2%	30-Nov-19 A	17-May-24	07-Dec-23	03-Jun-24	17					
<b>Remain Works</b>														
08-1105-11(6)	Prefabrication of Precast Copping for Vertical Seawall	140	140	0%	31-Oct-23	18-Mar-24	16-Jan-24	03-Jun-24	77					
08-1120	Construction of Seawall and Wave Wall Extension from +3mPD to Deck Level for Seawall A	220	111	49.53%	10-Oct-21 A	19-Feb-24	15-Dec-23	04-Apr-24	46					
08-1120-1(6)	Construction of Seawall and Wave Wall Extension from +3mPD to Deck Level for Seawall B	220	62	71.83%	10-Oct-21 A	31-Dec-23	03-Feb-24	04-Apr-24	95					
08-1120-2(M55)	Construction of Seawall and Wave Wall Extension from +3mPD to Deck Level for Seawall B No. C1 & C2 (Caisson A2 & /	60	26	56.76%	28-Jun-23 A	25-Nov-23	09-May-24	03-Jun-24	191					
08-1120-4(M55)	Construction of Seawall and Wave Wall Extension from +3mPD to Deck Level for Seawall B No. C73 & C73C1	60	30	50%	23-Sep-23 A	29-Nov-23	05-May-24	03-Jun-24	187					
08-1320(6)	Construction of Rear Wall Buttress & Panel for Seawall A	180	180	0%	20-Nov-23	17-May-24	07-Dec-23	03-Jun-24	17					
<b>Seawall at Dredging Area</b>														
<b>Remain Works</b>														
08-1170	Construction of Seawall and Wave Wall Extension from +3mPD to Deck Level (Bay 1 to Bay 8)	160	12	92.5%	11-Jul-22 A	11-Nov-23	30-Jan-24	10-Feb-24	91					
<b>Phase II - Reclamation, Breakwater and Berth Construction</b>														
<b>Breakwater</b>														
08-1295(3)	Caisson Infill, Solid ballast, toe protection, precast concrete blocks .etc Laying	1033	149	95%	30-Apr-21 A	27-Mar-24	07-Jan-24	03-Jun-24	68					
<b>Remain Works</b>														
08-1300	Construction of Caissons Extension from +3mPD to Deck Level	637	149	76.61%	31-May-22 A	27-Mar-24	07-Jan-24	03-Jun-24	68					
<b>Seawall and Berth at Marine Access</b>														
08-1320(5A)	Caisson Infill, Solid ballast, toe protection, precast concrete blocks .etc Laying	484	180	74.44%	08-Feb-21 A	27-Apr-24	12-Feb-24	26-Jul-24	90					
<b>Remain Works</b>														
08-1330(2)	Construction of Seawall and Wave Wall Extension from +3mPD to Deck Level	90	23	74.44%	08-Feb-21 A	22-Nov-23	12-Feb-24	05-Mar-24	104					
<b>Seawater Intake Structure</b>														
08-2400(6D)	Construction of Seawater Intake	30	30	0%	31-Oct-23	29-Nov-23	05-May-24	03-Jun-24	187					
<b>Fire Boat Access</b>														
08-2500(6D)	Construction of Fire Boat Access	90	72	20%	22-Mar-23 A	10-Jan-24	17-Apr-24	27-Jun-24	169					
<b>Foundation Works</b>														
<b>Administration &amp; Viewing Gallery Bld Foundation</b>														
<b>Administration &amp; Viewing Gallery Bld Pile Caps Construction</b>														
09-1090	Excavation to Pile Cap Formation	125	81	87%	11-Aug-23 A	20-Jan-24	14-Sep-23	04-Dec-23	-46					
09-1100	Pile Cut-off & Capping Plate (6 Welders @ 2nr/d)	60	8	60%	14-Aug-23 A	14-Nov-23	24-Sep-23	29-Sep-23	-46					
09-1110	Pile Caps Construction	90	72	20%	17-Aug-23 A	20-Jan-24	24-Sep-23	04-Dec-23	-46					
<b>Sky Deck Foundation</b>														
<b>Sky Deck Piling Works (Driven H-pile)</b>														
09-2705(M62)	Driven H Pile Installations (23 nrs - 60m(D) @ 60m/d 1 Group)	166	65	73.91%	02-Jun-23 A	05-Nov-23	17-Feb-24	22-Feb-24	109					
<b>Sky Deck Pile Caps Construction</b>														
09-2730(M62)	Excavation to Pile Cap Formation	44	44	0%	21-Nov-23	03-Jan-24	23-Feb-24	06-Apr-24	94					
09-2740(M62)	Pile Cut-off & Capping Plate (2 Welders @ 2nr/d)	21	21	0%	21-Nov-23	11-Dec-23	23-Feb-24	14-Mar-24	94					
09-2750(M62)	Pile Caps Construction	7	7	0%	12-Dec-23	18-Dec-23	17-Mar-24	23-Mar-24	96					
<b>Process Building - Waste Bunker &amp; Tipping Hall Bld Foundation</b>														
<b>Process Building Pile Cap Construction</b>														
<b>Pile Cap Stage 1 (Module 1)</b>														
<b>Process Building (Module 1) Tipping Hall</b>														
09-1200	Pile Caps Construction (26nrs 8set @ 17/d)	23	4	83.26%	15-Jun-23 A	03-Nov-23	29-Feb-24	04-Mar-24	122					
<b>Pile Cap Stage 2 (Module 2)</b>														
<b>Process Building (Module 2) Tipping Hall</b>														
09-1210	Excavation to Pile Cap Formation	92	23	94%	15-Jun-23 A	01-Nov-23	25-Sep-23	18-Oct-23	-36					

Activity ID	Activity Name	Original Duration	Remaining Duration	Activity % Complete	Current Start	Current Finish	Late Start	Late Finish	Total Float	M71 Remarks	2023			
											Oct 71	Nov 72	Dec 73	2024 Jan 74
09-1230	Pile Caps Construction (22hrs 8set @ 17/d)	20	9	55%	22-Jun-23 A	08-Nov-23	25-Sep-23	04-Oct-23	-36					
09-2370	Excavation to Pile Raft Foundation Formation	28	20	30%	05-Aug-23 A	22-Nov-23	28-Sep-23	18-Oct-23	-36					
<b>Pile Cap Stage 3 (Module 3)</b>		85	25		03-Jul-23 A	24-Nov-23	17-Nov-23	14-Dec-23	20					
<b>Process Building (Module 3) WWTP</b>		85	25		03-Jul-23 A	24-Nov-23	17-Nov-23	14-Dec-23	20					
09-1240	Excavation to Pile Raft Foundation Formation	25	8	70%	03-Jul-23 A	07-Nov-23	17-Nov-23	24-Nov-23	17					
09-1250	Pile Cut-off & Capping Plate (168 nrs, 10nr/d)	74	24	68%	06-Jul-23 A	23-Nov-23	20-Nov-23	14-Dec-23	21					
09-1260	Pile Caps and Raft Foundation Construction (60m x 24m 4set@100m2/7day)	26	21	20%	05-Aug-23 A	24-Nov-23	20-Nov-23	11-Dec-23	17					
<b>ACC Equipment Foundation</b>		178	86		02-Jul-23 A	24-Jan-24	07-Aug-23	22-Jan-24	-2					
<b>ACC Pile Cap Construction</b>		145	53		02-Jul-23 A	22-Dec-23	07-Aug-23	19-Jan-24	29					
09-1710	Pile Caps Construction (Module 1)	30	9	70%	02-Jul-23 A	08-Nov-23	11-Jan-24	19-Jan-24	72					
09-1710-1(6)	Tie Beams Construction (Module 1 @ +6.5mPD)	30	9	70%	02-Jul-23 A	08-Nov-23	11-Jan-24	19-Jan-24	72					
09-1710-1(M58)	Excavation to Pile Caps formation and construction (Module 2 & 3)	30	23	25%	01-Oct-23 A	22-Nov-23	07-Aug-23	29-Aug-23	-85	Update Actual Start Date				
09-1710-2(M58)	Tie Beams & Slab Construction (Module 2 & 3 @ +6.5mPD)	30	30	0%	22-Nov-23	22-Dec-23	30-Aug-23	28-Sep-23	-85					
<b>ACC Equipment Structure</b>		77	86		01-Sep-23 A	24-Jan-24	17-Sep-23	22-Jan-24	-2					
09-1720	Base Slab Construction (Module 1 @ +6.5mPD)	30	12	60%	01-Sep-23 A	11-Nov-23	11-Jan-24	22-Jan-24	72	Update Actual Start Date				
09-1720-1(M58)	Base Slab Construction (Module 2 & 3 @ +6.5mPD)	45	45	0%	10-Dec-23	24-Jan-24	17-Sep-23	31-Oct-23	-85					
<b>Turbine Hall Bld Foundation</b>		26	26		05-Oct-23 A	25-Nov-23	15-Jun-23	01-Oct-23	-55					
<b>Turbine Hall Pile Caps Construction</b>		26	26		05-Oct-23 A	25-Nov-23	15-Jun-23	01-Oct-23	-55					
<b>Electrical Bld &amp; TBS1</b>		14	4		05-Oct-23 A	04-Nov-23	27-Sep-23	01-Oct-23	-33					
09-1770-1(M58)	Install anchor bolts & Floor Finishes for TBS1 @ +6.3mPD (Post-drilling)	14	4	70%	05-Oct-23 A	04-Nov-23	27-Sep-23	01-Oct-23	-33	Update Actual Start Date				
<b>TBS2 &amp; 3</b>		26	26		31-Oct-23	25-Nov-23	15-Jun-23	10-Jul-23	-138					
09-1770-2(6G)	Pile Cut-off & Capping Plate (121 nrs, @10nr/d)	12	12	0%	31-Oct-23	11-Nov-23	15-Jun-23	26-Jun-23	-138					
09-1770-3(M62)	Excavation & construction of 4.2x5.5m pit for TBS2&3 @2mPD	21	21	0%	31-Oct-23	20-Nov-23	15-Jun-23	05-Jul-23	-138					
09-1780	Pile Caps Construction	14	14	0%	12-Nov-23	25-Nov-23	27-Jun-23	10-Jul-23	-138					
<b>Mechanical Treatment Plant &amp; Water Treatment Plant Bld Foundation</b>		403	106		23-Dec-22 A	13-Feb-24	05-Oct-23	21-Dec-23	-54					
<b>Mechanical Treatment Plant &amp; Water Treatment Plant Piling Works</b>		253	5		23-Dec-22 A	04-Nov-23	05-Oct-23	30-Oct-23	-5					
<b>Mechanical Treatment Plant &amp; Water Treatment Plant (Driven H-pile)</b>		253	5		23-Dec-22 A	04-Nov-23	05-Oct-23	30-Oct-23	-5					
09-1870	Driven H Pile Installations (208 nrs - 45m(D), @60m/d 1 Group)	156	2	98.44%	08-Jan-23 A	02-Nov-23	26-Oct-23	28-Oct-23	-4					
09-1870-1(M54)	Driven H Pile Installations (174 nrs - 45m(D), @60m/d 1 Group)	131	3	97.71%	23-Dec-22 A	02-Nov-23	05-Oct-23	08-Oct-23	-25					
09-1880	Pile Load Test	8	2	75%	21-Feb-23 A	04-Nov-23	29-Oct-23	30-Oct-23	-5					
<b>Mechanical Treatment Plant &amp; Water Treatment Plant Bld Pile Cap Construction</b>		89	106		14-Oct-23 A	13-Feb-24	06-Oct-23	21-Dec-23	-54					
<b>Mechanical Treatment Plant Pile Cap Construction</b>		70	70		29-Nov-23	06-Feb-24	06-Oct-23	14-Dec-23	-54					
09-1920	Excavation to Pile Cap Formation	25	25	0%	29-Nov-23	23-Dec-23	06-Oct-23	30-Oct-23	-54					
09-1930	Pile Cut-off & Capping Plate (410nrs, @20/d)	21	21	0%	06-Dec-23	26-Dec-23	13-Oct-23	02-Nov-23	-54					
09-1940	Pile Caps Construction	60	60	0%	09-Dec-23	06-Feb-24	16-Oct-23	14-Dec-23	-54					
<b>Water Treatment Plant Pile Cap Construction</b>		84	106		14-Oct-23 A	13-Feb-24	14-Oct-23	21-Dec-23	-54					
09-1950	Excavation to Pile Cap Formation	28	21	25%	14-Oct-23 A	20-Nov-23	14-Oct-23	04-Nov-23	-17	Change Relationship on Predecessors 09-1870-1(M54) and 14-2010 from FS to				
09-1960	Pile Cut-off & Capping Plate	14	11	21.3%	20-Oct-23 A	23-Nov-23	27-Oct-23	07-Nov-23	-17					
09-1970	Pile Caps Construction	60	56	6.67%	30-Oct-23 A	13-Feb-24	27-Oct-23	21-Dec-23	-54					
<b>Elevated Drive Way and Associated Structures Foundation</b>		229	76		15-May-23 A	14-Jan-24	27-Jul-23	13-Feb-24	30					
<b>Elevated Drive Way Piling Works (Driven H-pile)</b>		155	29		15-May-23 A	28-Nov-23	27-Jul-23	27-Aug-23	-93					
09-2030(M57)	Driven H Pile Installations Grid RSA - RSG (248nrs - 50m(D), @60m/d 4 Groups)	52	2	96.43%	15-May-23 A	01-Nov-23	27-Jul-23	28-Jul-23	-96					
09-2030-2(M45)	Driven H Pile Installations Grid RSY - RSAF (74nrs - 55m(D), @60m/d 2 Groups)	34	25	27.2%	30-Aug-23 A	24-Nov-23	30-Jul-23	23-Aug-23	-93					
09-2040(M57)	Pile Load Test	8	4	50%	22-Aug-23 A	28-Nov-23	24-Aug-23	27-Aug-23	-93					
<b>Elevated Drive Way Pile Cap Construction</b>		74	74		01-Nov-23	14-Jan-24	29-Jul-23	13-Feb-24	30					
<b>Elevated Drive Way RSA to RSG</b>		50	50		01-Nov-23	21-Dec-23	29-Jul-23	16-Sep-23	-96					
09-2050(M57)	Excavation to Pile Cap Formation	30	30	0%	01-Nov-23	01-Dec-23	29-Jul-23	27-Aug-23	-96					
09-2060(M57)	Pile Cut-off & Capping Plate	30	30	0%	14-Nov-23	14-Dec-23	11-Aug-23	09-Sep-23	-96					
09-2070(M57)	Pile Caps Construction	21	21	0%	30-Nov-23	21-Dec-23	27-Aug-23	16-Sep-23	-96					
<b>Elevated Drive Way RSU to RSAF</b>		51	51		24-Nov-23	14-Jan-24	25-Dec-23	13-Feb-24	30					
09-2710(M57)	Excavation to Pile Cap Formation	30	30	0%	24-Nov-23	24-Dec-23	25-Dec-23	23-Jan-24	30					
09-2720(M57)	Pile Cut-off & Capping Plate	30	30	0%	08-Dec-23	07-Jan-24	08-Jan-24	06-Feb-24	30					
09-2730(M57)	Pile Caps Construction	21	21	0%	24-Dec-23	14-Jan-24	24-Jan-24	13-Feb-24	30					
<b>Reception Pavilion Foundation</b>		75	75		30-Nov-23	12-Feb-24	22-Oct-23	04-Jan-24	-39					
09-2100	Formation, Compaction & Raft Foundation Construction	75	75	0%	30-Nov-23	12-Feb-24	22-Oct-23	04-Jan-24	-39					
<b>Pipe Bridge Foundation</b>		35	26		02-Jun-23 A	21-Dec-23	17-Nov-23	12-Dec-23	-9					
<b>Pipe Bridge C</b>		35	26		02-Jun-23 A	21-Dec-23	17-Nov-23	12-Dec-23	-9					
<b>Pipe Bridge C Pile Caps Construction</b>		35	26		02-Jun-23 A	21-Dec-23	17-Nov-23	12-Dec-23	-9					
09-2520	Excavation to Pile Cap Formation	21	10	52.38%	02-Jun-23 A	05-Dec-23	17-Nov-23	26-Nov-23	-9					
09-2530	Pile Cut-off & Capping Plate (20 nrs, @ 4nr/d)	5	2	52.37%	03-Jun-23 A	08-Dec-23	27-Nov-23	29-Nov-23	-9					
09-2540	Pile Caps Construction and install anchor bolts (20 nr, 4set @ 1nr/7d)	21	13	40%	05-Jun-23 A	21-Dec-23	30-Nov-23	12-Dec-23	-9					
<b>Heavy Load Access</b>		50	50		25-Nov-23	13-Jan-24	21-Oct-23	09-Dec-23	-35					
<b>Demolition</b>		50	50		25-Nov-23	13-Jan-24	21-Oct-23	09-Dec-23	-35					
09-3030(6D)	Removal of Sub Base & Road Base & Foundation Works (Stage 2)	50	50	0%	25-Nov-23	13-Jan-24	21-Oct-23	09-Dec-23	-35					
<b>Superstructure Works</b>		394	210		17-Apr-23 A	27-May-24	11-Jul-23	30-Mar-25	307					
<b>Administration &amp; Viewing Gallery Bld Structure</b>		21	21		29-Jan-24	18-Feb-24	12-Dec-23	01-Jan-24	-48					
10-1000	Ground Slab to +6.0mPD	21	21	0%	29-Jan-24	18-Feb-24	12-Dec-23	01-Jan-24	-48					
<b>Sky Deck Structure</b>		38	38		04-Jan-24	10-Feb-24	10-Feb-24	14-May-24	94					
10-2310 (M55)	Construction of RC Column (15nrs @0.4/d)	38	38	0%	04-Jan-24	10-Feb-24	07-Apr-24	14-May-24	94					
<b>Process Building - Waste Bunker &amp; Tipping Hall Bld Structure</b>		245	136		21-May-23 A	15-Mar-24	28-Aug-23	08-Aug-24	147					

Activity ID	Activity Name	Original Duration	Remaining Duration	Activity % Complete	Current Start	Current Finish	Late Start	Late Finish	Total Float	M71 Remarks	2023			
											Oct 71	Nov 72	Dec 73	2024 Jan 74
<b>Waste &amp; Ash Bunker Bld Structure</b>														
<b>Process Building (Module 1) Waste &amp; Ash Bunker Bld Structure</b>														
10-1120	Column & Wall to +20.0mPD	23	5	80%	18-Aug-23 A	04-Nov-23	11-Sep-23	16-Sep-23	-49		Column & Wall to +20.0mPD			
10-1140	Beam & Slab to +20.0mPD	18	12	35%	02-Oct-23 A	16-Nov-23	16-Sep-23	27-Sep-23	-49	Update Actual Start Date	Beam & Slab to +20.0mPD			
10-1150	Column & Wall to +33.0mPD	15	15	0%	26-Dec-23	10-Jan-24	07-Nov-23	21-Nov-23	-49		Column & Wall to +33.0mPD			
10-1160	Beam & Slab to +28.0mPD	40	40	0%	16-Nov-23	26-Dec-23	28-Sep-23	06-Nov-23	-49		Beam & Slab to +28.0mPD			
10-1170	Beam & Slab to +33.0mPD	5	5	0%	10-Jan-24	15-Jan-24	22-Nov-23	26-Nov-23	-49		Beam & Slab to +33.0mPD			
10-1180	Column, Wall & Beam to +41.0mPD	3	3	0%	15-Jan-24	18-Jan-24	27-Nov-23	29-Nov-23	-49		Column, Wall & Beam to +41.0mPD			
10-1190	Column & Wall to +49.0mPD	40	40	0%	18-Jan-24	27-Feb-24	21-Mar-24	29-Apr-24	63		Column & Wall to +49.0mPD			
<b>Process Building (Module 2) Waste &amp; Ash Bunker Bld Structure</b>														
10-1230	Column & Wall to +20.0mPD	17	14	20%	26-Aug-23 A	18-Dec-23	20-Oct-23	02-Nov-23	-46		Column & Wall to +20.0mPD			
10-1240	Beam & Slab to +15.0mPD	47	35	25%	15-Jul-23 A	05-Dec-23	28-Aug-23	02-Oct-23	-63		Beam & Slab to +15.0mPD			
10-1250	Beam & Slab to +20.0mPD	14	14	0%	18-Dec-23	01-Jan-24	03-Nov-23	16-Nov-23	-46		Beam & Slab to +20.0mPD			
10-1260	Column & Wall to +33.0mPD	12	12	0%	29-Jan-24	10-Feb-24	15-Dec-23	26-Dec-23	-46		Column & Wall to +33.0mPD			
10-1270	Beam & Slab to +28.0mPD	28	28	0%	01-Jan-24	29-Jan-24	17-Nov-23	14-Dec-23	-46		Beam & Slab to +28.0mPD			
<b>Process Building (Module 3) Waste &amp; Ash Bunker Bld Structure</b>														
10-1320	Column & Wall to +6.0mPD	40	25	37.5%	07-Jun-23 A	24-Nov-23	02-Oct-23	26-Oct-23	-29		Column & Wall to +6.0mPD			
10-1330	Beam & Slab to +6.0mPD	30	21	30%	28-Aug-23 A	15-Dec-23	27-Oct-23	16-Nov-23	-29		Beam & Slab to +6.0mPD			
10-1340	Column & Wall to +20.0mPD	30	30	0%	15-Jan-24	13-Feb-24	27-Dec-23	25-Jan-24	-19		Column & Wall to +20.0mPD			
10-1350	Beam & Slab to +15.0mPD	30	30	0%	16-Dec-23	14-Jan-24	17-Nov-23	16-Dec-23	-29		Beam & Slab to +15.0mPD			
<b>Process Building Waste &amp; Ash Bunker Bld Structural Steel Roof</b>														
10-2330 (M63)	Facade Structural Frame Installation at Module 1	60	60	0%	15-Jan-24	15-Mar-24	10-Jun-24	08-Aug-24	147		Facade Structural Frame Installation at Module 1			
<b>Tipping Hall Bld Structure</b>														
<b>Process Building (Module 1) Tipping Hall Bld Structure</b>														
10-1440	Column & Wall to +17.0mPD	21	3	85%	21-May-23 A	03-Dec-23	04-Mar-24	07-Mar-24	95		Column & Wall to +17.0mPD			
10-1450	Beam & Slab to +17.0mPD	21	8	60%	21-May-23 A	08-Dec-23	04-Mar-24	12-Mar-24	95		Beam & Slab to +17.0mPD			
10-1460	Column & Wall to +25.7mPD	21	15	30%	14-Oct-23 A	14-Dec-23	04-Mar-24	19-Mar-24	95		Column & Wall to +25.7mPD			
10-1470	Beam & Slab to +25.7mPD	21	19	10%	14-Oct-23 A	02-Jan-24	19-Mar-24	06-Apr-24	95		Beam & Slab to +25.7mPD			
<b>Process Building (Module 2) Tipping Hall Bld Structure</b>														
10-1480	Beam & Slab to +6.0mPD	21	11	50%	05-Aug-23 A	03-Dec-23	18-Oct-23	28-Oct-23	-36		Beam & Slab to +6.0mPD			
10-1490	Column & Wall to +17.0mPD	21	21	0%	03-Dec-23	24-Dec-23	29-Oct-23	18-Nov-23	-36		Column & Wall to +17.0mPD			
10-1500	Beam & Slab to +17.0mPD	21	21	0%	24-Dec-23	14-Jan-24	19-Nov-23	09-Dec-23	-36		Beam & Slab to +17.0mPD			
10-1510	Column & Wall to +25.7mPD	21	21	0%	14-Jan-24	04-Feb-24	19-Dec-23	08-Jan-24	-27		Column & Wall to +25.7mPD			
<b>Process Building (Module 3) WWTP Structure</b>														
10-3010(6F)	Slab to +3.5mPD	10	10	5%	29-Sep-23 A	09-Dec-23	11-Dec-23	20-Dec-23	12		Slab to +3.5mPD			
10-3020(6F)	Column & Wall to +6.5mPD	10	10	0%	15-Jan-24	24-Jan-24	21-Dec-23	30-Dec-23	-25		Column & Wall to +6.5mPD			
10-3030(6F)	Beam & Slab to +6.5mPD	10	10	0%	25-Jan-24	03-Feb-24	31-Dec-23	09-Jan-24	-25		Beam & Slab to +6.5mPD			
<b>Process Building - Boiler &amp; Flue Gas Treatment Bld Structure</b>														
<b>Steel Structure</b>														
<b>Boiler Building Steel Structure</b>														
<b>Process Building (Module 1) Steel Structure Erection</b>														
10-1640	Roof Cladding Installation	60	20	66.67%	21-Aug-23 A	19-Nov-23	05-Oct-23	25-Oct-23	-25		Roof Cladding Installation			
<b>Process Building (Module 2) Steel Structure Erection</b>														
10-1680	Roof Cladding Installation	60	60	0%	20-Nov-23	18-Jan-24	25-Oct-23	24-Dec-23	-25		Roof Cladding Installation			
<b>Process Building (Module 3) Process Building Steel Structure Erection</b>														
10-1720	Roof Cladding Installation	60	60	0%	19-Jan-24	18-Mar-24	24-Dec-23	22-Feb-24	-25		Roof Cladding Installation			
<b>Flue Gas Treatment Bld Steel Structure</b>														
<b>Process Building (Module 1) Steel Structure Erection</b>														
10-1760	Roof Cladding Installation	30	30	0%	20-Nov-23	19-Dec-23	17-Nov-23	17-Dec-23	-2		Roof Cladding Installation			
10-1880_1(M68)	Close off Module 1 wall and erect support for Prefab 3 (C1 & D1)	21	5	76.19%	05-Oct-23 A	04-Nov-23	17-Dec-23	22-Dec-23	48	Update Actual Start Date	Close off Module 1 wall and erect support for Prefab 3 (C1 & D1)			
<b>Process Building (Module 2) Steel Structure Erection</b>														
10-1800	Roof Cladding Installation	30	30	0%	19-Jan-24	17-Feb-24	28-Apr-24	27-May-24	100		Roof Cladding Installation			
10-1890_1(M68)	Close off Module 2 wall and erect support for Prefab 3 (C2)	29	29	0%	01-Nov-23	29-Nov-23	18-Sep-23	16-Oct-23	-44		Close off Module 2 wall and erect support for Prefab 3 (C2)			
<b>Process Building (Module 3) Steel Structure Erection</b>														
10-1810	Erection of Mega Columns (1nos @30d /column /gang x 1)	30	15	50%	17-Apr-23 A	08-Dec-23	16-Nov-23	30-Nov-23	-8		Erection of Mega Columns (1nos @30d /column /gang x 1)			
10-1820	Steel Roof Truss Ground Assembly Works	30	15	50%	17-Apr-23 A	08-Dec-23	16-Nov-23	30-Nov-23	-8		Steel Roof Truss Ground Assembly Works			
10-1830	Steel Roof Truss Lifting (FM3)	27	27	0%	09-Dec-23	04-Jan-24	01-Dec-23	27-Dec-23	-8		Steel Roof Truss Lifting (FM3)			
10-1900	Facade Structural Frame Installation at Module 3	30	30	0%	22-Jan-24	20-Feb-24	28-Mar-24	26-Apr-24	66	Update OD	Facade Structural Frame Installation at Module 3			
10-1900_1(M68)	Close off Module 3 wall and erect support for Prefab 3 (C3 & D2)	30	30	0%	22-Jan-24	20-Feb-24	01-Dec-23	30-Dec-23	-52		Close off Module 3 wall and erect support for Prefab 3 (C3 & D2)			
<b>Process Building Internal Partition Wall and Staircase</b>														
10-1850	RC Partition and Staircase at Module 1	60	60	0%	20-Dec-23	17-Feb-24	17-Dec-23	15-Feb-24	-2		RC Partition and Staircase at Module 1			
<b>Turbine Hall Bld Structure</b>														
<b>Turbine Hall Electrical Bld</b>														
10-1940	Column & Wall to +19.5mPD	11	11	0%	31-Oct-23	10-Nov-23	07-Oct-23	17-Oct-23	-24		Column & Wall to +19.5mPD			
10-1950	Beam & Slab to +19.5mPD	8	8	0%	11-Nov-23	18-Nov-23	18-Oct-23	25-Oct-23	-24		Beam & Slab to +19.5mPD			
10-1960	Column & Wall to +23.5mPD	7	7	0%	19-Nov-23	25-Nov-23	26-Oct-23	01-Nov-23	-24		Column & Wall to +23.5mPD			
10-1970	Beam & Slab to +23.5mPD	9	9	0%	26-Nov-23	04-Dec-23	02-Nov-23	10-Nov-23	-24		Beam & Slab to +23.5mPD			
10-1980	Column & Wall to +28.0mPD	8	8	0%	05-Dec-23	12-Dec-23	11-Nov-23	18-Nov-23	-24		Column & Wall to +28.0mPD			
10-1990	Beam & Slab to +28.0mPD	10	10	0%	13-Dec-23	22-Dec-23	19-Nov-23	28-Nov-23	-24		Beam & Slab to +28.0mPD			
10-2070(M64)	Column & Wall to +32.45mPD	10	10	0%	23-Dec-23	01-Jan-24	29-Nov-23	08-Dec-23	-24		Column & Wall to +32.45mPD			
10-2080(M64)	Beam & Slab to +32.45mPD	7	7	0%	02-Jan-24	08-Jan-24	09-Dec-23	15-Dec-23	-24		Beam & Slab to +32.45mPD			
<b>Turbine Hall TBS1</b>														
10-2310	Column & Wall to +15.0mPD & +23.5mPD	131	17	87.02%	26-May-23 A	16-Nov-23	12-Sep-23	29-Sep-23	-49		Column & Wall to +15.0mPD & +23.5mPD			

Activity ID	Activity Name	Original Duration	Remaining Duration	Activity % Complete	Current Start	Current Finish	Late Start	Late Finish	Total Float	M71 Remarks	2023										
											Oct	Nov	Dec	2024							
											71	72	73	Jan 74							
10-2320	Beam & Slab to +28.0mPD	7	6	15%	03-Oct-23 A	22-Nov-23	29-Sep-23	04-Oct-23	-49												
<b>STG Foundation (PC1)</b>																					
10-1990-1(M58)	STG Foundation construction and install anchor bolts @ +9.5	7	10	95%	25-Jul-23 A	12-Nov-23	15-Sep-23	27-Sep-23	-46												
10-1990-2(M58)	STG Foundation construction and install anchor bolts @ +10.77	3	3	95%	10-Aug-23 A	12-Nov-23	25-Sep-23	27-Sep-23	-46												
<b>Turbine Hall TBS2 &amp; 3</b>																					
10-2000	Ground Beam and Slab to +6.0mPD and install anchor bolts & Floor Finishes for TBS2 & 3 @ +6.3mPD	30	30	0%	26-Nov-23	25-Dec-23	11-Jul-23	09-Aug-23	-138												
10-2010	Column & Wall to +15.0mPD & +23.5mPD	30	30	0%	26-Dec-23	24-Jan-24	10-Aug-23	08-Sep-23	-138												
10-2020	Beam & Slab to +28.0mPD	30	30	0%	19-Jan-24	17-Feb-24	03-Sep-23	02-Oct-23	-138												
<b>STG Foundation (PC2)</b>																					
10-1990-3(M58)	STG Foundation construction and install anchor bolts @ +9.5	21	21	0%	12-Nov-23	02-Dec-23	04-Sep-23	24-Sep-23	-69												
10-1990-4(M58)	STG Foundation construction and install anchor bolts @ +10.77	10	10	0%	03-Dec-23	12-Dec-23	25-Sep-23	04-Oct-23	-69												
<b>STG Foundation (PC3)</b>																					
10-1990-5(M58)	STG Foundation construction and install anchor bolts @ +9.5	21	21	0%	12-Nov-23	02-Dec-23	14-Oct-23	03-Nov-23	-29												
10-1990-6(M58)	STG Foundation construction and install anchor bolts @ +10.77	10	10	0%	03-Dec-23	12-Dec-23	04-Nov-23	13-Nov-23	-29												
<b>Compressor &amp; CCCW Bld Structure</b>																					
10-2040	Column & Wall to +14.0mPD	21	21	0%	31-Oct-23	20-Nov-23	08-Oct-23	28-Oct-23	-23												
10-2050	Roof Slab to +14.5mPD	21	21	0%	21-Nov-23	11-Dec-23	29-Oct-23	18-Nov-23	-23												
10-2210	Concrete Plinth & install anchor bolts @+15.0mPD	14	14	0%	12-Dec-23	25-Dec-23	19-Nov-23	02-Dec-23	-23												
<b>Chimney Structure</b>																					
10-2059	Excavation to Formation Level and Install Tower Crane	60	60	0%	04-Dec-23	01-Feb-24	21-Oct-23	19-Dec-23	-44												
<b>IWMF Substation Structure</b>																					
10-2190	Column, wall, beam and Roof Slab to +15.0mPD	21	8	60%	21-Aug-23 A	08-Nov-23	22-Sep-23	30-Sep-23	-38												
10-2200	Parapet and Structures above +15.0mPD	21	21	0%	08-Nov-23	29-Nov-23	10-Oct-23	30-Oct-23	-29												
<b>Elevated Drive Way and Associated Structures</b>																					
<b>Elevated Drive Way RSA to RSG (42.8m)</b>																					
10-2210(M57)	G/F Base Slab	45	45	0%	21-Dec-23	04-Feb-24	17-Sep-23	31-Oct-23	-96												
<b>Elevated Drive Way RSU to RSAF (99m)</b>																					
10-2360(M57)	G/F Base Slab	45	45	0%	14-Jan-24	28-Feb-24	14-Feb-24	29-Mar-24	30												
<b>Pipebridge Structure</b>																					
<b>Pipe Rack</b>																					
10-2320(6)	Erection of Pipe Rack 1 (Pipe Rack C1 & D1 to CCCW)	6	6	0%	07-Nov-23	12-Nov-23	30-Jan-24	04-Feb-24	84												
10-2330(6)	Erection of Pipe Rack 2 (Pipe Rack C2)	3	3	0%	01-Dec-23	03-Dec-23	18-Oct-23	20-Oct-23	-44												
<b>Pipe Bridge B</b>																					
10-2290(6F)	Delivery & Storage of Pipe Bridge B	0	0	0%	31-Oct-23	31-Oct-23	15-Dec-23	15-Dec-23	46												
10-2300(6)	Erection of Pipe Bridge B Between CCCW and Turbine Hall	7	7	0%	31-Oct-23	06-Nov-23	16-Dec-23	22-Dec-23	46												
10-2300-1(6D)	Erection of Pipe bridge B1 on the Roof of Turbine Hall	90	90	0%	22-Jan-24	20-Apr-24	24-Feb-24	23-May-24	33												
<b>Pipe Bridge C</b>																					
<b>Connect to ACC 1</b>																					
10-2310(6)	Erection of Pipebridge C between Turbine Hall & ACC 1	45	45	0%	09-Jan-24	22-Feb-24	16-Dec-23	29-Jan-24	-24												
<b>Vessel Offloading Point</b>																					
08-2410(6D)	Construction of Vessel Offloading Point	120	120	0%	29-Jan-24	27-May-24	01-Dec-24	30-Mar-25	307												
<b>ACC Yard</b>																					
13-2000	Delivery and Erection of ACC Steel Structure & Steel Structure Support of Condensate Tank (Module 1)	45	45	0%	13-Dec-23	26-Jan-24	06-Feb-24	21-Mar-24	55												
<b>Architectural Builders Works &amp; Finishes</b>																					
<b>Process Building - Waste Bunker &amp; Tipping Hall Bld ABWF Works</b>																					
11-1060	Door, Roller Shutter, Windows and Louvers Installation	250	250	0%	31-Oct-23	06-Jul-24	07-Feb-24	13-Oct-24	99												
11-1080	Internal Wall and Floor Finishes	180	180	0%	30-Nov-23	27-May-24	08-Mar-24	03-Sep-24	99												
11-1090	False ceiling and Raise Floor installation	180	180	0%	30-Dec-23	26-Jun-24	28-Apr-24	24-Oct-24	120												
<b>Process Building - Boiler &amp; Flue Gas Bld ABWF Works</b>																					
11-1120	Metal Railings, Staircase, Platforms & Gratings Installations	220	220	0%	30-Dec-23	05-Aug-24	08-Apr-24	24-Oct-24	80												
11-1130	Internal Wall and Floor Finishes	200	200	0%	19-Jan-24	05-Aug-24	08-Apr-24	24-Oct-24	80												
<b>Turbine Hall Bld ABWF Works</b>																					
<b>Electrical Bld ABWF Works</b>																					
11-1160	Metal Railings, Platforms, Gratings, Cable trench covers Installations	120	120	0%	22-Jan-24	20-May-24	01-Dec-24	30-Mar-25	314												
11-1170	Internal Wall and Floor Finishes	90	90	0%	22-Jan-24	20-Apr-24	27-Jul-24	24-Oct-24	187												
<b>Turbine Hall ABWF Works</b>																					
11-1540-1(M63)	Facade Structural Frame Erection	52	52	0%	25-Jan-24	16-Mar-24	22-May-24	12-Jul-24	118												
<b>IWMF Substation ABWF Works</b>																					
11-1340	Door, Roller Shutter, Windows and Louvers Installation	90	90	0%	04-Jan-24	02-Apr-24	01-Nov-24	29-Jan-25	302												
11-1350	Metal Railings, Platforms, Gratings, Cable trench covers Installations	90	90	0%	08-Nov-23	06-Feb-24	03-Oct-23	31-Dec-23	-36												
11-1360	Internal Wall and Floor Finishes	90	90	0%	08-Nov-23	06-Feb-24	03-Oct-23	31-Dec-23	-36												
11-1370	False ceiling and Raise Floor installation	90	90	0%	08-Nov-23	06-Feb-24	03-Oct-23	31-Dec-23	-36												
11-1380	External Finishes and Roof Waterproofing	86	86	0%	08-Dec-23	03-Mar-24	31-Oct-23	24-Jan-24	-38												
11-1560-1(M63)	Facade Structural Frame Installation	64	64	0%	31-Oct-23	02-Jan-24	16-Apr-24	18-Jun-24	168												
<b>Building Services Installation</b>																					
<b>Process Building - Waste Bunker &amp; Tipping Hall Bld BS Works</b>																					
12-1080	Fire Service System	180	180	0%	22-Nov-23	19-May-24	14-Feb-24	11-Aug-24	84												
12-1090	Electrical and Lighting System	180	180	0%	28-Jan-24	25-Jul-24	29-Jun-24	25-Dec-24	153												
12-1100	Security, Surveillance & Communication System	180	180	0%	29-Jan-24	26-Jul-24	29-Jun-24	25-Dec-24	152												
<b>IWMF Substation BS Works</b>																					
12-1470	Plumbing & Drainage System	120	118	2%	10-Oct-23 A	10-Apr-24	30-Aug-24	25-Dec-24	259	Update Actual Start Date											

Activity ID	Activity Name	Original Duration	Remaining Duration	Activity % Complete	Current Start	Current Finish	Late Start	Late Finish	Total Float	M71 Remarks	2023			
											Oct 71	Nov 72	Dec 73	Jan 74
12-1480	MVAC System	120	120	0%	30-Dec-23	27-Apr-24	21-May-24	17-Sep-24	143					
12-1490	Fire Service System	90	88	2%	12-Oct-23 A	06-Feb-24	19-Aug-23	15-Nov-23	-82	Update Actual Start Date				
12-1500	Electrical and Lighting System	120	118	2%	10-Oct-23 A	20-Apr-24	31-Jul-24	25-Nov-24	219	Update Actual Start Date				
<b>Process Equipment Installation</b>														
<b>Process Building - Waste Bunker &amp; Tipping Hall Bld Process Equipment Installation</b>														
<b>Equipment, Piping and Instrument Installation and Connection Works</b>														
<b>Process Building (Module 1)</b>														
12-3000(6F)	Embedded Piping Installation	60	60	0%	13-Dec-23	11-Feb-24	02-Mar-24	30-Apr-24	80	Update OD				
12-3010(6F)	Piping Installation Works	90	90	0%	13-Dec-23	12-Mar-24	02-Mar-24	30-May-24	80					
<b>Process Building (WWTP)</b>														
12-3160(6F)	Piping Installation Works	60	60	0%	08-Nov-23*	06-Jan-24	15-Oct-23	13-Dec-23	-24	Add Constraints "Start On or After"				
12-3170(6F)	Pipe Testing	60	60	0%	08-Dec-23	05-Feb-24	07-Feb-24	06-Apr-24	61					
12-3180(6F)	Piping Insulation Works	60	60	0%	07-Jan-24	06-Mar-24	08-Mar-24	06-May-24	61					
<b>Ash Treatment Equipment (Module 1)</b>														
12-4000(6G_R1)	Deliver and installation of Ash Treatment Equipments	90	90	0%	29-Jan-24	28-Apr-24	01-Apr-24	29-Jun-24	63					
<b>Process Building (Cranes and Shredder)</b>														
<b>Process Building (Module 1)</b>														
13-1000-1(6)	Ash Crane Installation @+15.3mPD	70	70	0%	15-Dec-23*	22-Feb-24	27-May-24	04-Aug-24	164	Remove Predecessor 10-1350; Add Predecessor 10-1130; Add Constraints "Start On or After"; Update OD from 210 to 70				
13-1000-6(6B)	EOTC & Monorail Hoist System installation in Ash Crane Control Room (+15.8mPD & +19.9mPD)	70	70	0%	31-Dec-23	09-Mar-24	27-May-24	04-Aug-24	148	Remove Predecessor 10-1360; Add Predecessor 10-1140; Update OD from 210 to 70				
<b>Process Building (Module 2)</b>														
13-1004-1(M71)	Ash Crane Installation @+15.3mPD	70	70	0%	26-Dec-23	05-Mar-24	27-May-24	04-Aug-24	153	New Activity				
13-1004-6(M71)	EOTC & Monorail Hoist System installation in Ash Crane Control Room (+15.8mPD & +19.9mPD)	70	70	0%	22-Jan-24	01-Apr-24	27-May-24	04-Aug-24	125	New Activity				
<b>Process Building (WWTP)</b>														
13-1010-1(6)	WWTP Piping and instrument installation	145	145	0%	07-Jan-24	30-May-24	14-Dec-23	06-May-24	-24					
<b>Process Building (Central Control System Installation)</b>														
13-1010-3(6B)	Mechanical equipment installation (Control Room 2 +36.5mPD)	145	145	0%	24-Jan-24	17-Jun-24	27-Mar-24	18-Aug-24	63					
<b>Process Building (Switch Room)</b>														
13-1010-4(6B)	Mechanical equipment installation (Switch Room +28.25mPD)	145	145	0%	29-Jan-24	22-Jun-24	07-Mar-24	29-Jul-24	38					
<b>Process Building - Boiler House &amp; Flue Gas Treatment Bld Process Equipment Installation</b>														
<b>Process Building (Installation TPU Module)</b>														
<b>TPU Train 1</b>														
13-1040	Boiler Condition Check and Repair	70	70	0%	31-Oct-23	08-Jan-24	28-May-23	05-Aug-23	-156					
13-1050	Remaining Equipment Installation at GL	120	43	64.17%	15-Aug-23 A	08-Jan-24	19-Jan-24	01-Mar-24	53	Update Actual Start Date				
13-1090	Boiler Pressure Test	15	15	0%	06-Jan-24	20-Jan-24	03-Aug-23	17-Aug-23	-156					
13-1100	Boiler Refractory works	105	105	0%	21-Jan-24	04-May-24	18-Aug-23	30-Nov-23	-156					
<b>TPU Train 2</b>														
13-1130	Boiler Condition Check and Repair	70	70	0%	31-Oct-23	08-Jan-24	28-May-23	05-Aug-23	-156					
13-1140	Remaining Equipment Installation at GL	120	43	64.17%	15-Aug-23 A	08-Jan-24	19-Jan-24	01-Mar-24	53	Update Actual Start Date				
13-1180	Boiler Pressure Test	15	15	0%	06-Jan-24	20-Jan-24	03-Aug-23	17-Aug-23	-156					
13-1190	Boiler Refractory works	105	105	0%	21-Jan-24	04-May-24	18-Aug-23	30-Nov-23	-156					
<b>TPU Train 3</b>														
13-1215(M63)-2	TPU-3 Welding to Base Plate	20	10	50%	19-Sep-23 A	09-Nov-23	03-Jun-23	12-Jun-23	-150					
13-1220	Boiler Condition Check and Repair	71	71	0%	31-Oct-23	09-Jan-24	08-Jun-23	18-Aug-23	-145					
13-1230	Remaining Equipment Installation at GL	121	121	0%	31-Oct-23	28-Feb-24	28-May-23	25-Sep-23	-156					
13-1270	Boiler Pressure Test	15	15	0%	10-Jan-24	24-Jan-24	18-Aug-23	02-Sep-23	-145					
13-1280	Boiler Refractory works	105	105	0%	25-Jan-24	08-May-24	02-Sep-23	16-Dec-23	-145					
<b>TPU Train 4</b>														
13-1305 (M63)-2	TPU-4 Welding to Base Plate	20	10	50%	23-Sep-23 A	09-Nov-23	28-May-23	06-Jun-23	-156					
13-1310	Boiler Condition Check and Repair	70	70	0%	31-Oct-23	08-Jan-24	11-Jun-23	19-Aug-23	-142					
13-1320	Remaining Equipment Installation at GL	120	120	0%	10-Nov-23	08-Mar-24	07-Jun-23	04-Oct-23	-156					
13-1360	Boiler Pressure Test	15	15	0%	09-Jan-24	23-Jan-24	20-Aug-23	03-Sep-23	-142					
13-1370	Boiler Refractory works	105	105	0%	24-Jan-24	07-May-24	04-Sep-23	17-Dec-23	-142					
<b>TPU Train 5</b>														
13-1480	Boiler Final Position by SPMT (TPU Train 5)	0	0	0%	08-Dec-23	08-Dec-23	05-Jul-23	05-Jul-23	-156					
13-1485(M63)-1	Removal of Temporary Steel from Prefab from TPU-5	14	14	0%	09-Dec-23	22-Dec-23	06-Jul-23	19-Jul-23	-156					
13-1485(M63)-2	TPU-5 Welding to Base Plate	20	20	0%	23-Dec-23	11-Jan-24	20-Jul-23	08-Aug-23	-156					
13-1490	Boiler Condition Check and Repair	70	70	0%	09-Dec-23	16-Feb-24	29-Aug-23	06-Nov-23	-102					
13-1500	Remaining Equipment Installation at GL	120	120	0%	12-Jan-24	10-May-24	09-Aug-23	06-Dec-23	-156					
<b>TPU Train 6</b>														
13-1390	Boiler Final Position by SPMT (TPU Train 6)	0	0	0%	17-Nov-23	17-Nov-23	14-Jun-23	14-Jun-23	-156					
13-1395(M63)-1	Removal of Temporary Steel from Prefab from TPU-6	14	14	0%	03-Dec-23	16-Dec-23	30-Jun-23	13-Jul-23	-156					
13-1395(M63)-2	TPU-6 Welding to Base Plate	20	20	0%	17-Dec-23	05-Jan-24	14-Jul-23	02-Aug-23	-156					
13-1400	Boiler Condition Check and Repair	70	70	0%	18-Nov-23	26-Jan-24	23-Aug-23	31-Oct-23	-87					
13-1410	Remaining Equipment Installation at GL	120	120	0%	06-Jan-24	04-May-24	03-Aug-23	30-Nov-23	-156					
13-1450	Boiler Pressure Test	15	15	0%	27-Jan-24	10-Feb-24	01-Nov-23	15-Nov-23	-87					
<b>Process Building (Installation of Flue Gas Module)</b>														
<b>FGC Train 1</b>														
13-1580	FGC Unit Condition Check and Repair	70	70	0%	31-Oct-23	08-Jan-24	22-Jan-24	31-Mar-24	83					
13-1590	Remaining Equipment Installation at GL	90	13	85.56%	15-Aug-23 A	08-Jan-24	19-Mar-24	31-Mar-24	83	Update Actual Start Date				

Activity ID	Activity Name	Original Duration	Remaining Duration	Activity % Complete	Current Start	Current Finish	Late Start	Late Finish	Total Float	M71 Remarks	2023				2024
											Oct 71	Nov 72	Dec 73	Jan 74	
<b>FGC Train 2</b>															
13-1650	FGC Unit Condition Check and Repair	70	70	0%	31-Oct-23	08-Jan-24	22-Jan-24	31-Mar-24	83						FGC Unit Condition Check and Repair
13-1655(6A)	Installation 4 nos. of Transformers for Process Module 1	14	14	0%	09-Jan-24	22-Jan-24	06-Jun-24	19-Jun-24	149						Installation 4
13-1660	Remaining Equipment Installation at GL	90	13	85.56%	15-Aug-23 A	08-Jan-24	19-Mar-24	31-Mar-24	83	Update Actual Start Date					Remaining Equipment Installation at GL
<b>FGC Train 3</b>															
13-1715(M63)-1	Removal of Temporary Steel from Prefab from FGC-3	13	8	38.46%	27-Oct-23 A	07-Nov-23	22-Jun-23	29-Jun-23	-131	Update Actual Start Date					Removal of Temporary Steel from Prefab from FGC-3
13-1715(M63)-2	FGC-3 Welding to Base Plate	14	14	0%	08-Nov-23	21-Nov-23	21-Jul-23	03-Aug-23	-110						FGC-3 Welding to Base Plate
13-1720	FGC Unit Condition Check and Repair	70	70	0%	31-Oct-23	08-Jan-24	09-Jul-23	16-Sep-23	-114						FGC Unit Condition Check and Repair
13-1730	Remaining Equipment Installation at GL	90	90	0%	10-Dec-23*	08-Mar-24	19-Jul-23	16-Oct-23	-144	Add Constraints "Start On or After"					
<b>FGC Train 4</b>															
13-1785(M63)-1	Removal of Temporary Steel from Prefab from FGC-4	13	8	38.46%	27-Oct-23 A	07-Nov-23	22-Jun-23	29-Jun-23	-131	Update Actual Start Date					Removal of Temporary Steel from Prefab from FGC-4
13-1785(M63)-2	FGC-4 Welding to Base Plate	14	14	0%	22-Nov-23	05-Dec-23	04-Aug-23	17-Aug-23	-110						FGC-4 Welding to Base Plate
13-1790	FGC Unit Condition Check and Repair	70	70	0%	31-Oct-23	08-Jan-24	09-Jul-23	16-Sep-23	-114						FGC Unit Condition Check and Repair
13-1795(6A)	Installation 4 nos. of Transformers for Process Module 2	14	14	0%	09-Jan-24	22-Jan-24	03-Oct-23	16-Oct-23	-98						Installation 4
13-1800	Remaining Equipment Installation at GL	90	90	0%	11-Dec-23*	09-Mar-24	19-Jul-23	16-Oct-23	-145	Add Constraints "Start On or After"					
<b>FGC Train 5</b>															
13-1850	Flue Gas Final Position by SPMT (FGC Train 5)	0	0	0%		14-Jan-24		30-Sep-23	-106						Flue Gas Final Position by SPMT (FGC Train 5)
13-1855(M63)-1	Removal of Temporary Steel from Prefab from FGC-5	14	14	0%	16-Jan-24	29-Jan-24	06-Oct-23	19-Oct-23	-102						Removal of Temporary Steel from Prefab from FGC-5
13-1855(M63)-2	FGC-5 Welding to Base Plate	14	14	0%	30-Jan-24	12-Feb-24	20-Oct-23	02-Nov-23	-102						FGC-5 Welding to Base Plate
13-1860	FGC Unit Condition Check and Repair	70	70	0%	15-Jan-24	24-Mar-24	22-Oct-23	30-Dec-23	-85						FGC Unit Condition Check and Repair
13-1870	Remaining Equipment Installation at GL	90	90	0%	15-Jan-24	13-Apr-24	02-Oct-23	30-Dec-23	-105						Remaining Equipment Installation at GL
<b>FGC Train 6</b>															
13-1920	Flue Gas Final Position by SPMT (FGC Train 6)	0	0	0%		15-Jan-24		01-Oct-23	-106						Flue Gas Final Position by SPMT (FGC Train 6)
13-1925(M63)-1	Removal of Temporary Steel from Prefab from FGC-6	14	14	0%	16-Jan-24	29-Jan-24	20-Oct-23	02-Nov-23	-88						Removal of Temporary Steel from Prefab from FGC-6
13-1930	FGC Unit Condition Check and Repair	70	70	0%	18-Jan-24	27-Mar-24	08-Oct-23	16-Dec-23	-102						FGC Unit Condition Check and Repair
13-1940	Remaining Equipment Installation at GL	90	90	0%	16-Jan-24	14-Apr-24	02-Oct-23	30-Dec-23	-106						Remaining Equipment Installation at GL
<b>ACC Equipment Installation</b>															
<b>ACC Equipment 1 Installation</b>															
13-2000-1(M63)	Condensate Tank & Equipments Delivery and installation (Module 1)	30	30	0%	27-Jan-24	25-Feb-24	22-Mar-24	20-Apr-24	55						Condensate Tank & Equipments Delivery and installation (Module 1)
13-2010	Piping and Instrument Installation and Connection Works	100	100	0%	27-Jan-24	05-May-24	22-Mar-24	29-Jun-24	55						Piping and Instrument Installation and Connection Works
13-2030	Cable Laying and Termination Works	100	100	0%	27-Jan-24	05-May-24	22-Mar-24	29-Jun-24	55						Cable Laying and Termination Works
<b>Turbine Hall Bld Equipment Installation</b>															
<b>Turbine Hall Module 1 Installation</b>															
13-2120	STG Module 1 Installation	22	22	0%	11-Dec-23	01-Jan-24	04-Oct-23	26-Oct-23	-67						STG Module 1 Installation
13-2120-1(11)	TBS Tower 1 Delivery	0	0	0%		11-Dec-23		15-Dec-23	4	Update Lag on the Predecessor					TBS Tower 1 Delivery
13-2120-1(6H)	TBS Tower 1 Installation	7	7	0%	12-Dec-23	18-Dec-23	23-Jan-24	30-Jan-24	43						TBS Tower 1 Installation
13-2130	Piping and Instrument Installation and Connection Works	70	70	0%	17-Jan-24	26-Mar-24	21-Feb-24	30-Apr-24	35						Piping and Instrument Installation and Connection Works
13-2130-1(6E)	STG & TBS Piping hydrostatic test	7	7	0%	17-Jan-24	23-Jan-24	24-Apr-24	30-Apr-24	98						STG & TBS Piping hydrostatic test
13-2140	Turbine Hall Piping Insulation Works	90	90	0%	27-Jan-24	25-Apr-24	01-May-24	29-Jul-24	95						Turbine Hall Piping Insulation Works
13-2150	Turbine Electrical installation Works	120	120	0%	29-Dec-23	26-Apr-24	02-Jan-24	30-Apr-24	4						Turbine Electrical installation Works
13-2160(6)	Install Maintenance Girder & Crane at Module 1 @+22.247mPd	30	30	0%	22-Nov-23	22-Dec-23	04-Oct-23	03-Nov-23	-49	Add Successor 16-1540					Install Maintenance Girder & Crane at Module 1 @+22.247mPd
<b>Turbine Hall Electrical Room Equipment Installation</b>															
<b>Turbine Hall Electrical Room @+23.50mPD</b>															
13-2290-6(6B)	Monorail Hoist System installation in Turbine Hall (3rd Floor @+23.5)	90	90	0%	22-Jan-24	20-Apr-24	23-Sep-24	21-Dec-24	245						Monorail Hoist System installation in Turbine Hall (3rd Floor @+23.5)
<b>Compressor &amp; CCCW Bld Equipment Installation</b>															
<b>Air Compressor Equipment Installation</b>															
13-2320	Air Compressor Rm Equipment Installations	90	90	0%	11-Jan-24	09-Apr-24	23-Dec-23	21-Mar-24	-19						Air Compressor Rm Equipment Installations
<b>CCCW Bld Equipment Installation</b>															
13-2330	CCCW Equipment Installation	90	90	0%	25-Jan-24	23-Apr-24	02-Jan-24	31-Mar-24	-23						CCCW Equipment Installation
<b>IWMF Substation Bld Equipment Installation</b>															
13-2440	132kV GIS Switch Gear @+6.5mPD	120	120	0%	29-Jan-24	27-May-24	02-Dec-23	30-Mar-24	-58						132kV GIS Switch Gear @+6.5mPD
13-2450	GIS Insulation Switchboard Installation	120	120	0%	29-Jan-24	27-May-24	02-Dec-23	30-Mar-24	-58						GIS Insulation Switchboard Installation
13-2460	Main Switch Board Installation	120	120	0%	29-Jan-24	27-May-24	02-Dec-23	30-Mar-24	-58						Main Switch Board Installation
13-2470	Other Associated Equipment Installation	120	120	0%	25-Dec-23	22-Apr-24	02-Dec-23	30-Mar-24	-23						Other Associated Equipment Installation
13-2630(6B)	EOTC Hoist System installation in Substation @+14.1mPD	30	30	0%	01-Dec-23	30-Dec-23	31-Oct-23	29-Nov-23	-31						EOTC Hoist System installation in Substation @+14.1mPD
<b>Equipment Installation at External Area</b>															
13-2520	Fuel Oil Reception and Distribution System Installation at Berth Area	60	60	0%	30-Dec-23	27-Feb-24	26-Jun-24	24-Aug-24	179						Fuel Oil Reception and Distribution System Installation at Berth Area
<b>External Process Pipe Works</b>															
<b>Process and Non-process Piping Works</b>															
<b>Piping from Module 1 to Turbine Bld</b>															
13-2550	Piping Installation Works	90	90	0%	25-Jan-24	23-Apr-24	02-Mar-24	30-May-24	37						Piping Installation Works
<b>Pipe Bridge B Piping from Turbine Bld 1 to CCCW Bld</b>															
13-2670	Piping Installation Works	90	90	0%	29-Jan-24	27-Apr-24	02-Mar-24	30-May-24	33						Piping Installation Works
<b>Landscape, External Road and Drains Works</b>															
<b>Underground Utilities Works</b>															
<b>Underground Utility Systems &amp; Cables</b>															
14-1050	Cable Ducting and Landing Jointing bay for CLP Transmission System	90	29	67.78%	10-May-23 A	28-Nov-23	03-Sep-23	01-Oct-23	-58						Cable Ducting and Landing Jointing bay for CLP Transmission System
<b>Drainage Works</b>															
14-1000-1(M55)	Sewage Transfer System for IWMF Vessels (Caisson 13)	60	60	0%	19-Dec-23	16-Feb-24	05-Apr-24	03-Jun-24	108						Sewage Transfer System for IWMF Vessels (Caisson 13)
<b>Box Culvert</b>															
<b>East Culvert (3.5m x 2.5m x 118m)</b>															



Activity ID	Activity Name	Original Duration	Remaining Duration	Activity % Complete	Current Start	Current Finish	Late Start	Late Finish	Total Float	M71 Remarks	2023				
											Oct 71	Nov 72	Dec 73	2024 Jan 74	
14-2010	Construction of Box Culvert (118m, 1.7m/d)	70	11	85%	15-May-23 A	10-Nov-23	25-Sep-23	05-Oct-23	-36						
14-2020	Backfill, Compaction & Testing	65	20	70%	29-Aug-23 A	10-Dec-23	23-Feb-24	13-Mar-24	94						
<b>West Culvert (2.5m x 2.5m x 102m)</b>															
14-3000	Excavation to Formation	60	60	0%	31-Oct-23	29-Dec-23	14-Feb-24	13-Apr-24	106						
14-3010	Construction of Box Culvert (102m, 1.7m/d)	60	60	0%	30-Nov-23	28-Jan-24	15-Mar-24	13-May-24	106						
14-3020	Backfill, Compaction & Testing	60	60	0%	21-Dec-23	18-Feb-24	05-Apr-24	03-Jun-24	106						
<b>Earthing System</b>															
16-1900-2(6)	Installation of Ground Earthing Mesh	180	215	0%	28-Apr-22 A	01-Jun-24	21-Nov-23	22-Jun-24	21						
<b>Works By CLP</b>															
<b>Installation of Transmission System</b>															
15-0900	Completion of Civil Provision for Transmission	0	0	0%		28-Nov-23		30-Jan-24	63						
15-1000	Construction of Transmission System	90	90	0%	29-Nov-23	26-Feb-24	31-Jan-24	29-Apr-24	63						

## Appendix B Summary of Implementation Status of Environmental Mitigation

**Appendix B**

**Table B.1 Implementation Schedule for Air Quality Measures for the IWMF at the artificial island near SKC**

EIA Ref	Environmental Protection Measures / Mitigation Measures	Location / Timing	Implementation Agent	Implementation Stages*				Relevant Legislation and Guidelines	Implementation Status and Remarks
				Des	C	O	Dec		
S3b.8.1	<p><u>Air Pollution Control (Construction Dust) Regulation &amp; Good Site Practices</u></p> <ul style="list-style-type: none"> <li>• Use of regular watering, with complete coverage, to reduce dust emissions from exposed site surfaces and unpaved roads, particularly during dry weather.</li> <li>• Use of frequent watering for particularly dusty construction areas and areas close to ASRs.</li> <li>• Side enclosure and covering of any aggregate or dusty material storage piles to reduce emissions. Where this is not practicable owing to frequent usage, watering shall be applied to aggregate fines.</li> <li>• Open stockpiles shall be avoided or covered. Where possible, prevent placing dusty material storage piles near ASRs.</li> <li>• Tarpaulin covering of all dusty vehicle loads transported to, from and between site locations.</li> <li>• Establishment and use of vehicle wheel and body washing facilities at the exit points of the site.</li> <li>• Provision of wind shield and dust extraction units or similar dust mitigation measures at the loading</li> </ul>	Work site / During the construction period	Contractor		✓			<p>Air Pollution Control (Construction Dust) Regulation</p> <p>Implemented</p> <p>N/A for dust control measures for transportation outside site boundary</p>	

EIA Ref	Environmental Protection Measures / Mitigation Measures	Location / Timing	Implementation Agent	Implementation Stages*				Relevant Legislation and Guidelines	Implementation Status and Remarks
				Des	C	O	Dec		
	<p>points, and use of water sprinklers at the loading area where dust generation is likely during the loading process of loose material, particularly in dry seasons/ periods.</p> <ul style="list-style-type: none"> <li>• Imposition of speed controls for vehicles on unpaved site roads. Ten kilometers per hour is the recommended limit.</li> <li>• Where possible, routing of vehicles and positioning of construction plant should be at the maximum possible distance from ASRs</li> <li>• Instigation of an environmental monitoring and auditing program to monitor the construction process in order to enforce controls and modify method of work if dusty conditions arise.</li> </ul>								
S3b.6.3	<p><u>Odour Removal by Deodorizers</u></p> <ul style="list-style-type: none"> <li>• Deodorizers with 95% odour removal efficiency would be installed for the air ventilated from the mechanical treatment plant before discharge to the atmosphere</li> </ul>	<p>Waste reception halls, the waste storage area, the mechanical treatment plant / During design &amp; operation phase</p>	IWMF Operator	✓		✓		EIAO-TM	N/A
S3b.8.2	<p><u>Air Pollution Control and Stack Monitoring</u></p>	<p>IWMF stack emissions / During</p>	IWMF Operator	✓		✓		EIAO-TM, Supporting Document for	N/A

EIA Ref	Environmental Protection Measures / Mitigation Measures	Location / Timing	Implementation Agent	Implementation Stages*				Relevant Legislation and Guidelines	Implementation Status and Remarks
				Des	C	O	Dec		
	<ul style="list-style-type: none"> <li>• Air pollution control and stack monitoring system will be installed for the IWMF to ensure that the emissions from the IWMF stack will meet the proposed target emission limits.</li> <li>• Voluntary Enhancement Measures in Flue Gas Cleaning and Emission Monitoring:                             <ol style="list-style-type: none"> <li>1. Two-stage bag filter system with reagent recirculation;</li> <li>2. In addition to SCR, provide SNCR for removal of NO<sub>x</sub>; tighten emission limit for half-hourly and daily NO<sub>x</sub> to 160 mg/m<sup>3</sup> and 80 mg/m<sub>3</sub> respectively;</li> <li>3. Well-mixed feed waste: to minimize the fluctuation of pollutant loading on the flue gas treatment system;</li> <li>4. Two more AQMSs would be set up at South Lantau and Shek Kwu Chau respectively;</li> <li>5. Limit levels will be set under the IWMF DBO contract to require that waste feed shall cease if any of the air pollutant has exceeded 95% of the emission concentration limit as stipulated in the Special Process license; and</li> </ol> </li> </ul>	design & operation phase					Application for Variation of Environmental Permit (EP-429/2012)		

EIA Ref	Environmental Protection Measures / Mitigation Measures	Location / Timing	Implementation Agent	Implementation Stages*				Relevant Legislation and Guidelines	Implementation Status and Remarks
				Des	C	O	Dec		
	6. Each incineration chamber shall be fitted with auxiliary burners to ensure complete burn out of the combustion gases.								
-	<p><u>Treated Fly Ash and Air Pollution Control Residues:</u></p> <ul style="list-style-type: none"> <li>During testing and commissioning, the Contractor shall sample and test every container of treated fly ash and air pollution control residues for conformance to the Incineration Residue Pollution Control Limits and leachability criteria shown in Table 2 of the Environmental Permit. If a test result confirms that any one of the samples does not conform to the limits and the criteria, the Contractor shall be required to sample and test every container of treated fly ash and air pollution control residues for conformance to the Incineration Residue Pollution Control Limits and leachability criteria for the next six months.</li> <li>During the first six months of operation, if the requirements in (a) could be fully conformed with, the Contractor shall sample and test every shipload of treated fly ash and air pollution control residues for conformance to the Incineration Residue Pollution Control Limits and leachability criteria shown in Table 2</li> </ul>	IWMF stack emissions / During design & operation phase	IWMF Operator	✓		✓		Supporting Document for Application for Variation of Environmental Permit (EP-429/2012)	N/A

EIA Ref	Environmental Protection Measures / Mitigation Measures	Location / Timing	Implementation Agent	Implementation Stages*				Relevant Legislation and Guidelines	Implementation Status and Remarks
				Des	C	O	Dec		
	<p>of the Environmental Permit. The Contractor shall take two samples from each shipload for testing and the Contractor shall not dispose of any of that shipload of treated fly ash and air pollution control residues until the test results confirm that the two samples conform to the limits and the criteria. If a test result confirms that any one of the two samples does not conform to the limits and the criteria, the Contractor shall be required to sample and test every shipload of treated fly ash and air pollution control residues for conformance to the Incineration Residue Pollution Control Limits and leachability criteria for the next six months. The Contractor shall make due allowance in the Design and the Operation for the time to sample and test treated fly ash and air pollution control residues before disposal.</p> <ul style="list-style-type: none"> <li>• Provided that there is no non-conformance to the Incineration Residue Pollution Control Limits and leachability criteria shown in Table 2 of the Environmental Permit throughout a continuous sixmonth period in the Operation Period, the testing frequency shall be reduced to monthly interval. Two samples from one shipload of treated fly ash and air</li> </ul>								

EIA Ref	Environmental Protection Measures / Mitigation Measures	Location / Timing	Implementation Agent	Implementation Stages*				Relevant Legislation and Guidelines	Implementation Status and Remarks
				Des	C	O	Dec		
	<p>pollution control residues shall be collected and tested for conformance to the Incineration Residue Pollution Control Limits and leachability criteria. The Contractor shall not dispose of any of the treated fly ash and air pollution control residues in the shipload which the samples are taken until the test results confirm that the samples conform to the limits and the criteria. If the test result confirm that any one of the samples does not conform to the limits and the criteria, the Contractor shall be required to sample and test every shipload of treated fly ash and air pollution control residues for conformance to the Incineration Residue Pollution Control Limits and leachability criteria shown in Table 2 of the Environmental Permit for the next six months.</p>								
-	<p><u>Bottom Ash:</u></p> <ul style="list-style-type: none"> <li>During testing and commissioning, the Contractor shall sample and test every container of bottom ash for conformance to the leachability criteria shown in Table 2 of the Environmental Permit. If a test result confirms that any one of the samples does not conform to the criteria, the Contractor shall be required to sample and test every</li> </ul>	<p>IWMF stack emissions / During design &amp; operation phase</p>	IWMF Operator	✓		✓		Supporting Document for Application for Variation of Environmental Permit (EP-429/2012)	N/A



EIA Ref	Environmental Protection Measures / Mitigation Measures	Location / Timing	Implementation Agent	Implementation Stages*				Relevant Legislation and Guidelines	Implementation Status and Remarks
				Des	C	O	Dec		
	<p>container of bottom ash for conformance to the leachability criteria for the next six months.</p> <ul style="list-style-type: none"> <li>• During the first six months of operation, if the requirements in (d) could be fully conformed with, the Contractor shall sample and test one shipload of bottom ash each month for conformance to the leachability criteria shown in Table 2 of the Environmental Permit. The Contractor shall take two samples from the shipload for testing and the Contractor shall not dispose of any of that shipload of bottom ash until the test results confirm that the two samples conform to the criteria. If a test result confirms that any one of the two samples does not conform to the criteria, the Contractor shall be required to sample and test each shipload of bottom ash for conformance to the leachability criteria for the next six months. The Contractor shall make due allowance in the Design and the Operation for the time to sample and test bottom ash before disposal.</li> <li>• Provided that there is no non-conformance to the leachability criteria shown in Table 2 of the Environmental Permit throughout a continuous six month period in the</li> </ul>								

EIA Ref	Environmental Protection Measures / Mitigation Measures	Location / Timing	Implementation Agent	Implementation Stages*				Relevant Legislation and Guidelines	Implementation Status and Remarks
				Des	C	O	Dec		
	<p>Operation Period, the Contractor shall be allowed to take two samples from any one shipload of bottom ash once every six months for conformance to the leachability criteria. The Contractor shall not dispose of any of the bottom ash in the shipload which the samples are taken until the test results confirm that the samples conform to the criteria. If the test result confirm that any one of the samples does not conform to the criteria, the Contractor shall be required to sample and test one shipload of bottom ash each month for conformance to the leachability criteria shown in Table 2 of the Environmental Permit for the next six months as stipulated above.</p>								

\* Des - Design, C - Construction, O – Operation, and Dec - Decommissioning

**Table B.2 Implementation Schedule for Noise Impact Measures for the IWMF at the artificial island near SKC**

EIA Ref	Environmental Protection Measures / Mitigation Measures	Location / Timing	Implementation Agent	Implementation Stages*				Relevant Legislation and Guidelines	Implementation Status and Remarks
				Des	C	O	Dec		
S4b.8	Good site practices to limit noise emissions at source and use of quiet plant and working methods, whenever practicable.	Work Sites / Construction Period	EPD and its contractors		✓			EIAO-TM	Implemented
S4b.6 & S4b.8	<p>All the ventilation fans installed in the below will be provided with silencers or acoustics treatment.</p> <p>(i) Stack of the incinerator (ii) Ventilation systems within the IWMF Enclosure and discharge silencer or other acoustic treatment equipment should be installed in the air-cooled chillers</p> <p>Other than provision of silencer or other acoustic treatment equipment for the stack of the incinerator and ventilation system, the detailed design should incorporate the following good practice in order to minimize the nuisance on the neighboring NSRs.</p> <p>(i) The exhaust of the ventilation system and any opening of the building should be located facing away from any NSRs; and</p> <p>(ii) Louver or other acoustic treatment equipment could also be applied to the exhaust of the ventilation system.</p>	Within IWMF area / Construction Period	EPD and its contractors	✓		✓		EIAO-TM	N/A

EIA Ref	Environmental Protection Measures / Mitigation Measures	Location / Timing	Implementation Agent	Implementation Stages*				Relevant Legislation and Guidelines	Implementation Status and Remarks
				Des	C	O	Dec		
-	<u>Voluntary Enhancement Measure</u> <ul style="list-style-type: none"> <li>Provision of air-conditioner and double glazed windows to nearby NSR at Shek Kwu Chau (i.e. SARDA) as precautionary measures.</li> </ul>	IWMF site	Design team, contractor, IWMF operator	✓	✓			Supporting Document for Application for Variation of Environmental Permit (EP-429/2012)	Implemented

\* Des - Design, C - Construction, O – Operation, and Dec - Decommissioning

**Table B.3 Implementation Schedule for Water Quality Measures for the Artificial Island near SKC**

EIA Ref	Environmental Protection Measures / Mitigation Measures	Location / Timing	Implementation Agent	Implementation Stages*				Relevant Legislation and Guidelines	Implementation Status and Remarks
				Des	C	O	Dec		
S5b.8.1.1	<p><u>Drainage and Construction Site Runoff</u></p> <p>The site practices outlined in ProPECC PN 1/94 “Construction Site Drainage” should be followed as far as practicable in order to minimise surface runoff and the chance of erosion. These practices include the following items:</p> <ul style="list-style-type: none"> <li>At the start of site establishment, perimeter cut-off drains to direct off-site water around the site should be constructed with internal drainage works and erosion and sedimentation control facilities implemented</li> </ul> <p>Channels (both temporary and permanent drainage pipes and culverts), earth bunds or sand bag barriers should be provided on site to direct storm water to silt removal facilities. The design of the temporary on-site drainage system will be undertaken by the contractor prior to the commencement of construction.</p> <ul style="list-style-type: none"> <li>Boundaries of earthworks should be surrounded by dykes or embankments for flood protection, as necessary.</li> <li>Sand/silt removal facilities such as sand/silt traps and sediment basins should be provided to remove sand/silt particles from runoff to meet the requirements of the TM-DSS. The</li> </ul>	Work site / During the construction period	Contractor		✓			EIAO-TM; ProPECC PN 1/94; WPCO	Deficiency of Mitigation Measures but rectified by the Contractor

EIA Ref	Environmental Protection Measures / Mitigation Measures	Location / Timing	Implementation Agent	Implementation Stages*				Relevant Legislation and Guidelines	Implementation Status and Remarks
				Des	C	O	Dec		
	<p>design of efficient silt removal facilities should be based on the guidelines in Appendix A1 of ProPECC PN 1/94, which states that the retention time for silt/sand traps should be 5 minutes under maximum flow conditions. The detailed design of the sand/silt traps shall be undertaken by the contractor prior to the commencement of construction.</p> <ul style="list-style-type: none"> <li>• Water pumped out from foundation piles must be discharged into silt removal facilities.</li> <li>• Measures should be taken to minimize the ingress of site runoff and drainage into excavations. Drainage water pumped out from excavations should be discharged into storm drains via silt removal facilities.</li> <li>• During rainstorms, exposed slope/soil surfaces should be covered by a tarpaulin or other means, as far as practicable. Other measures that need to be implemented before, during and after rainstorms are summarized in ProPECC PN 1/94.</li> <li>• Exposed soil areas should be minimized to reduce potential for increased siltation and contamination of runoff.</li> </ul>								

EIA Ref	Environmental Protection Measures / Mitigation Measures	Location / Timing	Implementation Agent	Implementation Stages*				Relevant Legislation and Guidelines	Implementation Status and Remarks
				Des	C	O	Dec		
	<ul style="list-style-type: none"> <li>Earthwork final surfaces should be well compacted and subsequent permanent work or surface protection should be immediately performed.</li> <li>Open stockpiles of construction materials or construction wastes on-site should be covered with tarpaulin or similar fabric during rainstorms.</li> </ul>								
S5b.8.1.2	<p><u>General Construction Activities</u></p> <p>Construction solid waste should be collected, handled and disposed of properly to avoid entering to the nearby watercourses and public drainage system. Rubbish and litter from construction sites should also be collected to prevent spreading of rubbish and litter from the site area.</p> <p>It is recommended to clean the construction sites on a regular basis.</p>	Work site / During the construction period	Contractor		✓			EIAO-TM; ProPECC PN 1/94; WPCO	Implemented

EIA Ref	Environmental Protection Measures / Mitigation Measures	Location / Timing	Implementation Agent	Implementation Stages*				Relevant Legislation and Guidelines	Implementation Status and Remarks
				Des	C	O	Dec		
S5b.8.1.3	There is a need to apply to EPD for a discharge license for discharge of effluent from the construction site under the WPCO. The discharge quality must meet the requirements specified in the discharge license. All the run-off and wastewater generated from the works areas should be treated so that it satisfies all the standards listed in the TM-DSS. The beneficial uses of the treated effluent for other on-site activities such as dust suppression and general cleaning etc., can minimize water consumption and reduce the effluent discharge volume. If monitoring of the treated effluent quality from the works areas is required during the construction phase of the Project, the monitoring should be carried out in accordance with the relevant WPCO license which is under the ambit of regional office of EPD.	Work site / During the construction period	Contractor		✓			EIAO-TM; ProPECC PN 1/94; WPCO	Implemented Discharge License was issued on 15/02/2022
S5b.8.1.4	<u>Accidental Spillage</u> Contractor must register as a chemical waste producer if chemical wastes would be produced from construction activities. The Waste Disposal Ordinance (Cap 354) and its subsidiary regulations in particular the Waste Disposal (Chemical Waste) (General) Regulation should be observed and complied with for control of chemical wastes.	Work site / During the construction period	Contractor		✓			EIAO-TM; ProPECC PN 1/94; WPCO; WDO	Deficiency of Mitigation Measures but rectified by the Contractor
S5b.8.1.5	Maintenance of vehicles and equipment involving activities with potential for leakage and spillage should only be undertaken within the areas which	Work site / During the construction period	Contractor		✓			EIAO-TM; ProPECC PN 1/94; WPCO; WDO	Implemented



EIA Ref	Environmental Protection Measures / Mitigation Measures	Location / Timing	Implementation Agent	Implementation Stages*				Relevant Legislation and Guidelines	Implementation Status and Remarks
				Des	C	O	Dec		
	appropriately equipped to control these discharges.								
S5b.8.1.6	Oils and fuels should only be used and stored in designated areas which have pollution prevention facilities. All fuel tanks and storage areas should be sited on sealed areas in order to prevent spillage of fuels and solvents to the nearby watercourses. All waste oils and fuels should be collected in designated tanks prior to disposal.	Work site / During the construction period	Contractor		✓			EIAO-TM; ProPECC PN 1/94; WPCO; WDO	Deficiency of Mitigation Measures but rectified by the Contractor
S5b.8.1.7	Disposal of chemical wastes should be carried out in compliance with the Waste Disposal Ordinance. The Code of Practice on the Packaging, Labelling and Storage of Chemical Wastes published under the Waste Disposal Ordinance details the requirements to deal with chemical wastes. General requirements are given as follows: <ul style="list-style-type: none"> <li>Suitable containers should be used to hold the chemical wastes to avoid leakage or spillage during storage, handling and transport.</li> <li>Chemical waste containers should be suitably labelled, to notify and warn the personnel who are handling the wastes, to avoid accidents.</li> <li>Storage area should be selected at a safe location on site and adequate space should be allocated to the storage area.</li> </ul>	Work site / During the construction period	Contractor		✓			EIAO-TM; ProPECC PN 1/94; WPCO; WDO	Deficiency of Mitigation Measures but rectified by the Contractor

EIA Ref	Environmental Protection Measures / Mitigation Measures	Location / Timing	Implementation Agent	Implementation Stages*				Relevant Legislation and Guidelines	Implementation Status and Remarks
				Des	C	O	Dec		
S5b.8.1.8	<p><u>Sewage Effluent</u></p> <p>Temporary sanitary facilities, such as portable chemical toilets, should be employed on-site where necessary to handle sewage from the workforce. A licensed contractor would be responsible. For appropriate disposal and maintenance of these facilities.</p>	Work site / During the construction period	Contractor		✓			EIAO-TM; ProPECC PN 1/94; WPCO	Implemented
S5b.8.1.9	<p><u>Reclamation and Construction of Breakwaters</u></p> <ul style="list-style-type: none"> <li>The proposed dredging and reclamation should be commenced in phases. The breakwaters and seawalls should be constructed and the reclamation should be started within the enclosed breakwaters after the completion of the breakwater. Silt curtain should be applied around caissons / blockwork during the filling of the cell to prevent the loss of fine in the filling material.</li> <li>The maximum production rate for dredging for the anti-scouring protection layer shall not exceed the permitted maximum daily dredging rate and carried out within its respective distance from the nearest non-translocatable coral community by the dredging contractor as specified in S.2.18 of the Further Environmental Permit (no.:FEP-01/429/2012/A). It is recommended to employ closed grab with small capacity of 2 m<sup>3</sup> to control the dredging rate.</li> <li>Any gap that may need to be provided for marine access will be located at the middle</li> </ul>	Work site / During the marine construction period	Contractor		✓			EIAO-TM; WPCO, Supporting Document for Application for Variation of Environmental Permit (EP-429/2012) Further Environmental Permit No. FEP-01/429/2012/A	N/A

EIA Ref	Environmental Protection Measures / Mitigation Measures	Location / Timing	Implementation Agent	Implementation Stages*				Relevant Legislation and Guidelines	Implementation Status and Remarks
				Des	C	O	Dec		
	<p>of the North Western seawall, away from the identified coral communities and will be shielded by silt curtains systems to control sediment plume dispersion.</p> <ul style="list-style-type: none"> <li>• The silt curtain system at marine access opening should be closed as soon as the barges passes through the marine access opening in order to minimize the period of curtain opening. Filling should only be carried out behind the silt curtain when the silt curtain is completely closed.</li> <li>• To enhance the effectiveness of the silt curtain at the marine access, the northern breakwater would be built before the commencement of the reclamation to reduce the current velocity towards the marine access opening.</li> <li>• The silt curtain system at marine access opening should be regularly checked and maintained to ensure proper functioning.</li> <li>• Where public fill is proposed for filling below +2.5mPD, the fine content in the public fill will be controlled to 25% which is in line with the CEDD's General Specification;</li> <li>• The filling for reclamation should be carried out behind the seawall. The filling material should only consist of public fill, rock and sand. The filling composition and filling rates at each filling area should follow those delineated in Table 1 of the FEP-01/429/2012/. The filling above high watermark is not restricted;</li> </ul>								

EIA Ref	Environmental Protection Measures / Mitigation Measures	Location / Timing	Implementation Agent	Implementation Stages*				Relevant Legislation and Guidelines	Implementation Status and Remarks
				Des	C	O	Dec		
	<ul style="list-style-type: none"> <li>• No dredging should be carried out within 16m to the nearest non-translocatable coral community;</li> <li>• Daily site audit including full-time on-site monitoring by the ET is recommended during the dredging for anti-scouring protection layer for checking the compliance with the permitted no. of grab;</li> <li>• Closed grab dredger should be used to minimize the loss of sediment during the raising of the loaded grabs through the water column;</li> <li>• Frame-type silt curtains should be deployed around the dredging operations;</li> <li>• Floating-type silt curtains should be used to surround the circular cell during the sheetpiling work;</li> <li>• The descent speed of grabs should be controlled to minimize the seabed impact speed;</li> <li>• Barges should be loaded carefully to avoid splashing of material;</li> <li>• All barges used for the transport of dredged materials should be fitted with tight bottom seals in order to prevent leakage of material during loading and transport;</li> <li>• All barges should be filled to a level which ensures that material does not spill over during loading and transport to the disposal site and that adequate freeboard is</li> </ul>								

EIA Ref	Environmental Protection Measures / Mitigation Measures	Location / Timing	Implementation Agent	Implementation Stages*				Relevant Legislation and Guidelines	Implementation Status and Remarks
				Des	C	O	Dec		
	<p>maintained to ensure that the decks are not washed by wave action.</p> <ul style="list-style-type: none"> <li>No DCM works should be carried out within 100m to the nearest non-translocatable coral colony / colonies.</li> <li>Silt curtains should be employed to enclose DCM field trial and any full scale DCM work to minimize the potential impacts on water aspect.</li> <li>A sand blanket is to be placed on top of the marine deposit using tremie pipes prior to the DCM ground treatment to avoid seabed sediment disturbance.</li> </ul>								
S5b.8.2.3	<p><u>Operational Phase Discharges</u></p> <p>A pipeline drainage system will serve the development area collecting surface runoff from paved areas, roof, etc. Sustainable drainage principle would be adopted in the drainage system design to minimize peak surface runoff, maximize permeable surface and maximize beneficial use of rainwater.</p>	Within IWMF site / During the operational phase	IWMF Operator	✓		✓		WPCO	N/A
S5b.8.2.4	<p>Oil interceptors should be provided in the drainage system of any potentially contaminated areas (such as truck parking area and maintenance workshop) and regularly cleaned to prevent the release of oil products into the storm water drainage system in case of accidental spillages. Accidental spillage should be cleaned up as soon as practicable and all waste oils and fuels should be collected and handled in</p>	Within IWMF site / During the operational phase	IWMF Operator	✓		✓		WPCO; WDO	N/A

EIA Ref	Environmental Protection Measures / Mitigation Measures	Location / Timing	Implementation Agent	Implementation Stages*				Relevant Legislation and Guidelines	Implementation Status and Remarks
				Des	C	O	Dec		
	compliance with the Waste Disposal Ordinance.								
S5b.8.2.5	<u>Refuse Entrapment</u> Collection and removal of floating refuse should be performed at regular intervals for keeping the water within the Project site boundary and the neighboring water free from rubbish.	Within the Project site / During the operational phase	IWMF Operator			✓		WPCO	N/A
S5b.8.2.6	<u>Transportation of bottom ash, fly ash and APC residues to WENT Landfill for disposal</u> Covered container should be used in the shipping of the incineration waste to limit the contact between the incineration waste and the marine water. A comprehensive emergency response plan for any accidental spillage should be submitted by the operation contractor to the EPD for agreement before the operation of the facilities. Salvage and cleanup action to recover the spilled incineration waste containers following the spillage should be carried out according to the emergency response plan to mitigate the environmental impact in case of spillage.	Transportation of Incineration Ash / During the operational phase	IWMF Operator			✓			N/A

\* Des - Design, C - Construction, O – Operation, and Dec - Decommissioning

**Table B.4 Implementation Schedule for Waste Management Measures for the IWMF at the artificial island near SKC**

EIA Ref	Environmental Protection Measures / Mitigation Measures	Location / Timing	Implementation Agent	Implementation Stages*				Relevant Legislation and Guidelines	Implementation Status and Remarks
				Des	C	O	Dec		
6b.5.1.2	<p><u>Good Site Practices</u></p> <p>Adverse environmental impacts in relation to waste management are not expected, provided that good site practices are strictly followed. Recommendations for good site practices during the construction activities would include:</p> <ul style="list-style-type: none"> <li>• Obtain relevant waste disposal permits from appropriate authorities, in accordance with the Waste Disposal Ordinance (Cap. 354) and subsidiary Regulations and the Land (Miscellaneous Provisions) Ordinance (Cap. 28);</li> <li>• Provide staff training for proper waste management and chemical handling procedures;</li> <li>• Provide sufficient waste disposal points and regular waste collection;</li> <li>• Provide appropriate measures to minimize windblown litter and dust during transportation of waste by either covering trucks or by transporting wastes in enclosed containers; and</li> <li>• Carry out regular cleaning and maintenance programme for drainage systems, sumps and oil interceptors;</li> <li>• Separate chemical wastes for special handling and disposed of to licensed facility for treatment; and</li> <li>• Employ licensed waste collector to collect waste.</li> </ul>	Work Site/ During Construction Period	Contractor		✓			WDO; LDO; ETWB TCW No. 19/2005; EIAO-TM	Deficiency of Mitigation Measures but rectified by the Contractor

EIA Ref	Environmental Protection Measures / Mitigation Measures	Location / Timing	Implementation Agent	Implementation Stages*				Relevant Legislation and Guidelines	Implementation Status and Remarks
				Des	C	O	Dec		
6b.5.1.3	<p><u>Waste Reduction Measures</u></p> <p>Good management and control can prevent the generation of a significant amount of waste. Waste reduction is best achieved at the planning and design stage, as well as by ensuring the implementation of good site practices.</p> <p>Recommendations to achieve waste reduction include:</p> <ul style="list-style-type: none"> <li>• Design foundation works that could minimize the amount of excavated material to be generated.</li> <li>• Provide training to workers on the importance of site cleanliness and appropriate waste management procedures, including waste reduction, reuse and recycling;</li> <li>• Sort out demolition debris and excavated materials from demolition works to recover reusable/recyclable portions (i.e. soil, broken concrete, metal etc.);</li> <li>• Segregate and store different types of waste in different containers, skips or stockpiles to enhance reuse or recycling of materials and their proper disposal;</li> <li>• Encourage the collection of aluminum cans by providing separate labelled bins to enable this waste to be segregated from other general refuse generated by the work force;</li> <li>• Proper storage and site practices to minimize the potential for damage or contamination of construction materials; and</li> </ul>	Work Site/ During Design & Construction Period	Contractor	✓	✓			Implemented.  N/A for demolition items	



EIA Ref	Environmental Protection Measures / Mitigation Measures	Location / Timing	Implementation Agent	Implementation Stages*				Relevant Legislation and Guidelines	Implementation Status and Remarks
				Des	C	O	Dec		
	<ul style="list-style-type: none"> <li>Plan and stock construction materials carefully to minimize amount of waste to be generated and to avoid unnecessary generation of waste.</li> </ul>								
6b.5.1.7	<p><u>Dredged Sediment – Application of Dumping Permit</u></p> <p>The project proponent should agree in advance with MFC of CEDD on the site allocation. The project proponent or contractor for the dredging works shall then apply for the site allocations of marine sediment disposal based on the prior agreement with MFC/CEDD. The project proponent or contractor should also be responsible for the application of all necessary permits from relevant authorities, including the dumping permit as required under DASO from EPD, for the disposal of dredged sediment prior to the commencement of the dredging works.</p>	Seawall and Reclamation site / Construction Period	EPD and its contractor	✓	✓			DASO ETWB TCW 34/2002	Implemented
6b.5.1.8	<p><u>Dredged Sediment – Sediment Quality Report</u></p> <p>The project proponent or contractor will need to satisfy the appropriate authorities that the quality of the marine sediment to be dredged has been identified according to the requirements of ETWB TCW 34/2002. This should be completed well before the dredging works and would include at least the submission of a formal Sediment Quality Report under Tier I of ETWB TCW No. 34/2002 to DEP for approval. Subject to advice from DEP, it is possible that further marine SI in</p>	Seawall and Reclamation site / Construction Period	EPD and its contractor	✓				DASO ETWB TCW 34/2002	Implemented

EIA Ref	Environmental Protection Measures / Mitigation Measures	Location / Timing	Implementation Agent	Implementation Stages*				Relevant Legislation and Guidelines	Implementation Status and Remarks
				Des	C	O	Dec		
	accordance with ETWB TCW 34/2002 might be necessary for the application of dumping permit under DASO. In such case, a sediment sampling and testing proposal shall be submitted to and approved by DEP before the additional marine SI works.								
6b.5.1.9	<p><u>Dredged Sediment – Sediment Transportation</u></p> <p>The barge transporting the sediments to the designated disposal sites should be equipped with tight fitting seals to prevent leakage and should not be filled to a level that would cause overflow of materials or laden water during loading or transportation. In addition, monitoring of the barge loading shall be conducted to ensure that loss of material does not take place during transportation. Transport barges or vessels shall be equipped with automatic self-monitoring devices as specified by the DEP.</p>	Seawall and Reclamation site / Construction Period	EPD and its contractor		✓			DASO ETWB TCW 34/2002	Implemented
6b.5.1.10	<p><u>Construction and Demolition Materials</u></p> <p>In order to minimize the impact resulting from collection and transportation of C&amp;D materials for off-site disposal, the excavated material arising from site formation and foundation works should be reused on-site as backfilling material and for landscaping works as far as practicable. Other mitigation requirements are listed below:</p> <ul style="list-style-type: none"> <li>• A Waste Management Plan (WMP), which becomes part of the Environmental Management Plan</li> </ul>	Work Site/ During Design & Construction Period	Contractor	✓	✓			ETWB TCW No. 19/2005	Implemented

EIA Ref	Environmental Protection Measures / Mitigation Measures	Location / Timing	Implementation Agent	Implementation Stages*				Relevant Legislation and Guidelines	Implementation Status and Remarks
				Des	C	O	Dec		
	<p>(EMP), should be prepared in accordance with ETWB TCW No.19/2005;</p> <ul style="list-style-type: none"> <li>• A recording system for the amount of wastes generated, recycled and disposed (including the disposal sites) should be adopted for easy tracking; and</li> <li>• In order to monitor the disposal of C&amp;D materials at public filling facilities and landfills and to control fly-tipping, a trip-ticket system should be adopted (refer to <i>ETWB TCW No. 31/2004</i>).</li> </ul>								
6b.5.1.1 1 – 6b.5.1.12	<p>The Contactor should prepare and implement an EMP in accordance with ETWB TCW No.19/2005, which describes the arrangements for avoidance, reuse, recovery, recycling, storage, collection, treatment and disposal of different categories of waste to be generated from construction activities. Such a management plan should incorporate site specific factors, such as the designation of areas for segregation and temporary storage of reusable and recyclable materials. The EMP should be submitted to the Engineer for approval. The Contractor should implement waste management practices in the EMP throughout the construction stage of the Project. The EMP should be reviewed regularly and updated by the Contractor, preferably on a monthly basis.</p>	Work Site/ During Design & Construction Period	Contractor	✓	✓			ETWB TCW No. 19/2005	Implemented

EIA Ref	Environmental Protection Measures / Mitigation Measures	Location / Timing	Implementation Agent	Implementation Stages*				Relevant Legislation and Guidelines	Implementation Status and Remarks
				Des	C	O	Dec		
	All surplus C&D materials arising from or in connection with construction works should become the property of the Contractor when it is removed unless otherwise stated. The Contractor would be responsible for devising a system to work for on-site sorting of C&D materials and promptly removing all sorted and process materials arising from the construction activities to minimize temporary stockpiling on-site. The system should be included in the EMP identifying the source of generation, estimated quantity, arrangement for on-site sorting, collection, temporary storage areas and frequency of collection by recycling Contractors or frequency of removal off-site.								
6b.5.1.13	<u>Chemical Wastes</u> Should chemical wastes be produced at the construction site, the Contractor would be required to register with EPD as a Chemical Waste Producer and to follow the guidelines stated in the Code of Practice on the Packaging, Labelling and Storage of Chemical Wastes. Good quality containers compatible with the chemical wastes should be used, and incompatible chemicals should be stored separately. Appropriate labels should be securely attached on each chemical waste container indicating the corresponding chemical characteristics of the chemical waste (such as explosive, flammable, oxidizing, irritant, toxic, harmful, or corrosive). The Contractor should employ a	Work Site/ During Construction Period	Contractor		✓			Waste Disposal (Chemical Waste) (General) Regulation	Implemented.

EIA Ref	Environmental Protection Measures / Mitigation Measures	Location / Timing	Implementation Agent	Implementation Stages*				Relevant Legislation and Guidelines	Implementation Status and Remarks
				Des	C	O	Dec		
	licensed collector to transport and dispose of the chemical wastes, to either the Chemical Waste Treatment Centre at Tsing Yi, or another licensed facility, in accordance with the Waste Disposal (Chemical Waste) (General) Regulation.								
6b.5.1.14	<p><u>General Refuse</u></p> <p>General refuse should be stored in enclosed bins or compaction units separate from C&amp;D materials. A licensed waste collector should be employed by the Contractor to remove general refuse from the site, separately from C&amp;D materials. Preferably an enclosed and covered area should be provided to reduce the occurrence of 'wind blown' light material.</p>	Work Site/ During Construction Period	Contractor		✓			Public Health and Municipal Services Ordinance	Deficiency of Mitigation Measures but rectified by the Contractor
6b.5.1.1 6 – 6b.5.1.33	<p><u>Biogas Generation</u></p> <p>The Contractor shall review the data and analysis results, and the data from further Site Investigation, if any. Subject to the review findings, the following gas protection measures may be considered if necessary:</p> <ul style="list-style-type: none"> <li>- gas monitoring after reclamation;</li> <li>- passive ventilation;</li> <li>- gas impermeable membrane;</li> <li>- ventilation with "at risk" rooms;</li> <li>- protection of utilities or below ground services;</li> </ul>	Reclamation site (if dredging at the reclamation site is not required) / Design & Construction Period	Designer and/or contractor	✓	✓			EPD/TR8/97	N/A

EIA Ref	Environmental Protection Measures / Mitigation Measures	Location / Timing	Implementation Agent	Implementation Stages*				Relevant Legislation and Guidelines	Implementation Status and Remarks
				Des	C	O	Dec		
	<ul style="list-style-type: none"> <li>- precautions during construction works;</li> <li>- precautions prior to entry of belowground services</li> </ul>								
6b.5.2.1	<p><u>Good Site Practices</u></p> <p>It is recommended that the following good operational practices should be adopted to minimise waste management impacts:</p> <ul style="list-style-type: none"> <li>• Obtain the necessary waste disposal permits from the appropriate authorities, in accordance with the Waste Disposal Ordinance (Cap. 354) and Waste Disposal (Chemical Waste) (General) Regulation;</li> <li>• Nomination of an approved person to be responsible for good site practice, arrangements for collection and effective disposal to an appropriate facility of all wastes generated at the site;</li> <li>• Use of a waste haulier licensed to collect specific category of waste;</li> <li>• A trip-ticket system should be included as one of the contractual requirements and implemented by the Environmental Team to monitor the disposal of solid wastes at landfills, and to control fly tipping. Reference should be made to ETWB TCW No. 31/2004.</li> </ul>	IWMF Site/During Operation Period	IWMF Operator			✓		Waste Disposal Ordinance (Cap.354); Waste Disposal (Chemical Waste) (General) Regulation; ETWB TCW No. 1/2004	N/A

EIA Ref	Environmental Protection Measures / Mitigation Measures	Location / Timing	Implementation Agent	Implementation Stages*				Relevant Legislation and Guidelines	Implementation Status and Remarks
				Des	C	O	Dec		
	<ul style="list-style-type: none"> <li>• Training of site personnel in proper waste management and chemical waste handling procedures;</li> <li>• Separation of chemical wastes for special handling and appropriate treatment at a licensed facility;</li> <li>• Routine cleaning and maintenance programme for drainage systems, sumps and oil interceptors;</li> <li>• Provision of sufficient waste disposal points and regular collection for disposal;</li> <li>• Adoption of appropriate measures to minimize windblown litter and dust during transportation of waste, such as covering trucks or transporting wastes in enclosed containers; and</li> <li>• Implementation of a recording system for the amount of wastes generated, and disposed of (including recycled the disposal sites).</li> </ul>								
6b.5.2.2	<p><u>Waste Reduction Measures</u></p> <p>Good management and control can prevent the generation of significant amounts of waste. It is recommended that the following good operational practices should be adopted to ensure waste reduction:</p> <ul style="list-style-type: none"> <li>• Segregation and storage of different types of waste in different containers, skips or stockpiles to enhance reuse or recycling of materials and their proper disposal;</li> </ul>	IWMF Site/ During Operation Period	IWMF Operator			✓		Implemented	

EIA Ref	Environmental Protection Measures / Mitigation Measures	Location / Timing	Implementation Agent	Implementation Stages*				Relevant Legislation and Guidelines	Implementation Status and Remarks
				Des	C	O	Dec		
	<ul style="list-style-type: none"> <li>Encourage collection of aluminum cans, plastic bottles and packaging material (e.g. carton boxes) and office paper by individual collectors. Separate labelled bins should be provided to help segregate this waste from other general refuse generated by the work force; and</li> <li>Any unused chemicals or those with remaining functional capacity should be reused as far as practicable.</li> </ul>								
6b.5.2.3	<p><u>Storage, Handling, Treatment, Collection and Disposal of Incineration By-Products</u></p> <p>The following measures are recommended for the storage, handling and collection of the incineration by-products:</p> <ul style="list-style-type: none"> <li>Ash should be stored in storage silos;</li> <li>Ash should be handled and conveyed in closed systems fully segregated from the ambient environment;</li> <li>Ash should be wetted with water to control fugitive dust, where necessary;</li> <li>All fly ash and APC residues should be treated, e.g. by cement solidification or chemical stabilization, for compliance with the proposed Incineration Residue Pollution Control Limits and leachability criteria prior to disposal;</li> </ul>	IWMF Site/ During Operation Period	IWMF Operator			✓		Incineration Residue Pollution Control Limits	N/A



EIA Ref	Environmental Protection Measures / Mitigation Measures	Location / Timing	Implementation Agent	Implementation Stages*				Relevant Legislation and Guidelines	Implementation Status and Remarks
				Des	C	O	Dec		
	<ul style="list-style-type: none"> <li>The ash should be transported in covered trucks or containers to the designated landfill site.</li> </ul> <p>The Contractor should provide EPD with chemical analysis results of the bottom ash, and treated fly ash and APC residues to confirm that the ash/residue can comply with the proposed Incineration Residue Pollution Control Limits before disposal.</p>								
6b.6.3.1	<p><u>Fuel Oil Tank Construction and Test</u></p> <ul style="list-style-type: none"> <li>The fuel tank to be installed should be of specified durability.</li> <li>Double skin tanks are preferred.</li> <li>Underground fuel storage tank should be placed within a concrete pit.                             <ul style="list-style-type: none"> <li>The concrete pit shall be accessible to allow regular tank integrity tests to be carried out at regular intervals.</li> </ul> </li> <li>Tank integrity tests should be conducted by an independent qualified surveyor or structural engineer.</li> <li>Any potential problems identified in the test should be rectified as soon as possible.</li> </ul>	Fuel Oil Storage Tank/ During Design, Construction and Operation Periods	IWMF Contractor	✓	✓	✓		N/A	

EIA Ref	Environmental Protection Measures / Mitigation Measures	Location / Timing	Implementation Agent	Implementation Stages*				Relevant Legislation and Guidelines	Implementation Status and Remarks
				Des	C	O	Dec		
6b.6.3.1	<u>Fuel Oil Pipeline Construction and Test</u> <ul style="list-style-type: none"> <li>Installation of aboveground fuel oil pipelines is preferable; if underground pipelines are unavoidable, concrete lined trenches should be constructed to contain the pipelines.</li> <li>Double skin pipelines are preferred.</li> <li>Distance between the fuel oil refuelling points and the fuel oil storage tank shall be minimized.</li> <li>Integrity tests for the pipelines should be conducted by an independent qualified surveyor or structural engineer at regular intervals.</li> <li>Any potential problems identified in the test should be rectified as soon as possible.</li> </ul>	Fuel Oil Pipelines/ During Design, Construction and Operation Periods	IWMF Contractor	✓	✓	✓			N/A
6b.6.3.1	<u>Fuel Oil Leakage Detection</u> <ul style="list-style-type: none"> <li>Installation of leak detection device at storage tank and pipelines.</li> <li>Installation and use of pressure gauges (e.g. at the two ends of a filling line) in fuel filling, which allows unexpected pressure drop or difference and sign of leakage to be detected.</li> </ul>	Fuel Oil Storage Tank and Pipelines/ During Design, Construction and Operation Periods	IWMF Contractor	✓	✓	✓			N/A
6b.6.3.1	<u>Fuel Oil Storage Tank Refuelling</u>	Fuel Oil Refuelling Point/	IWMF Operator			✓			N/A

EIA Ref	Environmental Protection Measures / Mitigation Measures	Location / Timing	Implementation Agent	Implementation Stages*				Relevant Legislation and Guidelines	Implementation Status and Remarks
				Des	C	O	Dec		
	<ul style="list-style-type: none"> <li>Storage tank refuelling (from road tanker) should only be conducted by authorized staff of the oil company using the company's standard procedures.</li> </ul>	During Operation Period							
6b.6.3.1	<p><u>Fuel Oil Spillage Response</u></p> <p>An Oil Spill Response Plan should be prepared by the operator to document the appropriate response procedures for oil spillage incidents in detail. General procedures to be taken in case of fuel oil spillage are presented below.</p> <ul style="list-style-type: none"> <li>Training                             <ul style="list-style-type: none"> <li>- Training on oil spill response actions should be given to relevant staff. The training shall cover the followings:                                     <ul style="list-style-type: none"> <li>➤Tools &amp; resources to combat oil spillage and fire, e.g. locations of oil spill handling equipment and fire fighting equipment;</li> <li>➤General methods to deal with oil spillage and fire incidents;</li> <li>➤Procedures for emergency drills in the event of oil spills and fire; and</li> <li>➤Regular drills shall be carried out.</li> </ul> </li> </ul> </li> <li>Communication                             <ul style="list-style-type: none"> <li>-Establish communication channel with the Fire Services Department (FSD) and EPD to report any oil spillage incident</li> </ul> </li> </ul>	IWMF Site/ During Operation Period	IWMF Operator			✓		N/A	

EIA Ref	Environmental Protection Measures / Mitigation Measures	Location / Timing	Implementation Agent	Implementation Stages*				Relevant Legislation and Guidelines	Implementation Status and Remarks
				Des	C	O	Dec		
	<p>so that necessary assistance from relevant department can be quickly sought.</p> <ul style="list-style-type: none"> <li>• Response Procedures</li> </ul> <p>-Any fuel oil spillage within the IWMF site should be immediately reported to the Plant Manager with necessary details including location, source, possible cause and extent of the spillage.</p> <p>-Plant Manager should immediately attend to the spillage and initiate any appropriate action to confine and clean up the spillage. The response procedures shall include the following:</p> <ul style="list-style-type: none"> <li>➢Identify and isolate the source of spillage as soon as possible.</li> <li>➢Contain the oil spillage and avoid infiltration into soil/ groundwater and discharge to storm water channels.</li> <li>➢Remove the oil spillage.</li> <li>➢Clean up the contaminated area.</li> <li>➢If the oil spillage occurs during storage tank refuelling, the refueling operation should immediately be stopped.</li> <li>➢Recovered contaminated fuel oil and the associated material to remove the spilled oil should be considered as chemical waste. The handling and disposal</li> </ul>								

EIA Ref	Environmental Protection Measures / Mitigation Measures	Location / Timing	Implementation Agent	Implementation Stages*				Relevant Legislation and Guidelines	Implementation Status and Remarks
				Des	C	O	Dec		
	procedures for chemical wastes are discussed in the following paragraphs.								
6b.6.3.2	<p><u>Chemicals and Chemical Wastes Handling &amp; Storage</u></p> <ul style="list-style-type: none"> <li>• Chemicals and chemical wastes should only be stored in suitable containers in purpose-built areas.</li> <li>• The storage of chemical wastes should comply with the requirements of the Code of Practice on the Packaging, Labelling and Storage of Chemical Wastes.</li> <li>• The storage areas for chemicals and chemical wastes shall have an impermeable floor or surface. The impermeable floor/ surface shall possess the following properties:                             <ul style="list-style-type: none"> <li>- Not liable to chemically react with the materials and their containers to be stored.</li> <li>- Able to withstand normal loading and physical damage caused by container handling</li> <li>- The integrity and condition of the impermeable floor or surface should be inspected at regular intervals to ensure that it is satisfactorily maintained</li> </ul> </li> </ul> <p>➤ For liquid chemicals and chemical wastes storage, the</p>	Chemicals and Chemical Wastes Storage Area / During Operation Period	IWMF Operator			✓			N/A

EIA Ref	Environmental Protection Measures / Mitigation Measures	Location / Timing	Implementation Agent	Implementation Stages*				Relevant Legislation and Guidelines	Implementation Status and Remarks
				Des	C	O	Dec		
	<p>storage area should be bunded to contain at least 110% of the storage capacity of the largest containers or 20% of the total quantity of the chemicals/chemical wastes stored, whichever is the greater.</p> <ul style="list-style-type: none"> <li>➤ Storage containers shall be checked at regular intervals for their structural integrity and to ensure that the caps or fill points are tightly closed.</li> <li>➤ Chemical handling shall be conducted by trained workers under supervision.</li> </ul>								
6b.6.3.2	<p><u>Chemicals and Chemical Wastes Spillage Response</u></p> <p>A Chemicals and/ or Chemical Wastes Spillage Response Plan shall be prepared by the operator to document in detail the appropriate response procedures for chemicals or chemical wastes spillage incidents. General procedures to be undertaken in case of chemicals/ chemical waste spillages are presented below.</p> <ul style="list-style-type: none"> <li>• Training                             <ul style="list-style-type: none"> <li>- Training on spill response actions should be given to relevant staff. The training shall cover the followings:</li> </ul> </li> </ul>	IWMF Site/ During Operation Period	IWMF Operator			✓		N/A	

EIA Ref	Environmental Protection Measures / Mitigation Measures	Location / Timing	Implementation Agent	Implementation Stages*				Relevant Legislation and Guidelines	Implementation Status and Remarks
				Des	C	O	Dec		
	<ul style="list-style-type: none"> <li>➢ Tools &amp; resources to handle spillage, e.g. locations of spill handling equipment;</li> <li>➢ General methods to deal with spillage; and</li> <li>➢ Procedures for emergency drills in the event of spills.</li> </ul> <ul style="list-style-type: none"> <li>• Communication                             <ul style="list-style-type: none"> <li>- Establish communication channel with FSD and EPD to report the spillage incident so that necessary assistance from relevant department can be quickly sought.</li> </ul> </li> <li>• Response Procedures                             <ul style="list-style-type: none"> <li>- Any spillage within the IWMF site should be reported to the Plant Manager.</li> <li>- Plant Manager shall attend to the spillage and initiate any appropriate actions needed to confine and clean up the spillage. The response procedures shall include the followings:                                     <ul style="list-style-type: none"> <li>➢ Identify and isolate the source of spillage as soon as possible;</li> <li>➢ Contain the spillage and avoid infiltration into soil/</li> </ul> </li> </ul> </li> </ul>								

EIA Ref	Environmental Protection Measures / Mitigation Measures	Location / Timing	Implementation Agent	Implementation Stages*				Relevant Legislation and Guidelines	Implementation Status and Remarks
				Des	C	O	Dec		
	<p>groundwater and discharge to storm water channels (in case the spillage occurs at locations out of the designated storage areas);</p> <ul style="list-style-type: none"> <li>➤ Remove the spillage; the removal method/procedures documented in the Material Safety Data Sheet (MSDS) of the chemicals spilled should be observed;</li> <li>➤ Clean up the contaminated area (in case the spillage occurs at locations out of the designated storage areas); and</li> <li>➤ The waste arising from the cleanup operation should be considered as chemical wastes.</li> </ul>								
6b.6.3.3	<p><u>Preventive Measures for Incineration By-products Handling</u></p> <p>The recommended measures listed below can minimize the potential contamination to the surrounding environment due to the incineration by-products:</p> <ul style="list-style-type: none"> <li>• Ash should be stored in storage silos;</li> <li>• Ash should be handled and conveyed in closed systems fully segregated</li> </ul>	Storage, Handling & Collection of Incineration Ash at IWMF/ During Operation Period	IWMF Operator			✓		N/A	



EIA Ref	Environmental Protection Measures / Mitigation Measures	Location / Timing	Implementation Agent	Implementation Stages*				Relevant Legislation and Guidelines	Implementation Status and Remarks
				Des	C	O	Dec		
	<p>from the ambient environment;</p> <ul style="list-style-type: none"> <li>Ash should be wetted with water to control fugitive dust, where necessary;</li> <li>All fly ash and APC residues should be treated, e.g. by cement solidification or chemical stabilization, for compliance with the proposed Incineration Residue Pollution Control Limits and leachability criteria prior to disposal;</li> <li>The ash should be transported in covered trucks or containers to the designated landfill site.</li> </ul>								
6b.6.3.4 -6b.6.3.6	<p><u>Incident Record</u></p> <p>After any spillage, an incident report should be prepared by the Plant Manager. The incident report should contain details of the incident including the cause of the incident, the material spilled and estimated spillage amount, and also the response actions undertaken. The incident record should be kept carefully and able to be retrieved when necessary.</p> <p>The incident report should provide sufficient details for the evaluation of any environmental impacts due to the spillage and assessment of the effectiveness of measures taken.</p>	IWMF Site/ During Operation Period	IWMF Operator			✓		Guidance Manual for Use of Risk-based Remediation Goals for Contaminated Land Management and the Guidance Note for Contaminated Land and Remediation.	N/A

EIA Ref	Environmental Protection Measures / Mitigation Measures	Location / Timing	Implementation Agent	Implementation Stages*				Relevant Legislation and Guidelines	Implementation Status and Remarks
				Des	C	O	Dec		
	In case any spillage or accidents results in significant land contamination, EPD should be informed immediately and the IWMF operator should be responsible for the cleanup of the affected area. The responses procedures described in <b>Section 6b.6.3.1</b> and <b>Section 6b.6.3.2</b> of EIA report should be followed accordingly together with the land contamination assessment and remediation guidelines stipulated in the <i>Guidance Manual for Use of Risk-based Remediation Goals for Contaminated Land Management and the Guidance Note for Contaminated Land and Remediation</i> .								

\* Des - Design, C - Construction, O – Operation, and Dec - Decommissioning

**Table B.5 Implementation Schedule for Ecological Quality Measures for the IWMF at the artificial island near SKC**

EIA Ref	Environmental Protection Measures / Mitigation Measures	Location / Timing	Implementation Agent	Implementation Stages*				Relevant Legislation and Guidelines	Implementation Status and Remarks
				Des	C	O	Dec		
7b.8.2.1	<p><u>Measures to avoid direct loss of intertidal habitat</u></p> <ul style="list-style-type: none"> <li>The site boundary has been proposed to avoid direct contact with the intertidal natural rocky shore of Shek Kwu Chau. It avoids direct loss of intertidal communities and the existing natural rocky shore habitat, where Reef Egret and White-bellied Sea Eagle have been recorded within and in the vicinity of this habitat.</li> </ul>	IWMF site	Design team	✓				EIAO-TM	N/A
7b.8.2.2	<p><u>Measures to minimise loss of coastal subtidal habitat</u></p> <ul style="list-style-type: none"> <li>Extensive coral colonies were recorded at the coastal hard bottom habitat at Shek Kwu Chau. To avoid and minimise the extensive direct impact on the coral colonies, the proposed reclamation area has been moved further offshore to minimise loss of subtidal habitat near shore.</li> </ul>	IWMF site	Design team	✓				EIAO-TM	N/A
7b.8.2.3	<p><u>Zero Discharge Scheme</u></p> <ul style="list-style-type: none"> <li>The design scheme of the Project has avoided discharge of wastewater into the marine environment. A zero discharge scheme would be adopted during the operation of the Project. An on-site wastewater treatment plant would be</li> </ul>	IWMF site	Design team, IWMF operator	✓		✓		WPCO	N/A

EIA Ref	Environmental Protection Measures / Mitigation Measures	Location / Timing	Implementation Agent	Implementation Stages*				Relevant Legislation and Guidelines	Implementation Status and Remarks
				Des	C	O	Dec		
	provided to treat the wastewater generated from the IWMF (mainly human sewage). The treated effluent would be re-used in the incineration plant and mechanical treatment plant, or for onsite washdown and landscape.								
7b.8.2.4	<p><u>Measures to avoid loss of plant species of conservation importance</u></p> <ul style="list-style-type: none"> <li>Landing portal construction works would not cause direct lost to the recorded individual of protected plant species,</li> <li><i>Aquilaria sinensis</i>, at the coastal shrubland habitat at Cheung Sha. As a precautionary measure, the plant should be tagged with eye-catching tape and fenced off prior to works, in order to avoid any damage by workers.</li> </ul>	Cheung Sha landing portal	Design team, Contractor	✓	✓		✓	EIAO-TM	N/A
7b.8.3.1 - 7b.8.3.15	<p><u>Measures to minimise water quality impact</u></p> <ul style="list-style-type: none"> <li>Measures for water quality as recommended in <b>Section 5b</b> of the EIA Report should be implemented.</li> </ul>	Work site	Design team, contractor, IWMF operator	✓	✓	✓	✓	EIAO-TM; ProPECC PN 1/94; WPCO	Implemented
7b.8.3.16 - 7b.8.3.30	<p><u>Measures to minimise disturbance on Finless Porpoise</u></p> <p><i>Minimisation of Habitat Loss for Finless Porpoise</i></p>	IWMF site, work site, marine traffic route	Design team, contractor, IWMF operator	✓	✓	✓	✓	EIAO-TM, Supporting Document for Application for Variation of the Environmental	Implemented for avoidance of construction works that may produce underwater acoustic disturbance, Vessel Travel Route implementation, training of staff; N/A for others

EIA Ref	Environmental Protection Measures / Mitigation Measures	Location / Timing	Implementation Agent	Implementation Stages*				Relevant Legislation and Guidelines	Implementation Status and Remarks
				Des	C	O	Dec		
	<ul style="list-style-type: none"> <li>Substantial revision has been made on the layout plan and form of the breakwater, in order to minimise the potential loss of important habitat for Finless Porpoise. The revision has greatly reduced the size of the embayment area, as well as the Project footprint. As a result, the size of habitat loss for Finless Porpoise has reduced from the original ~50 ha, down to ~31 ha.</li> </ul> <p><i>Avoidance of peak season for finless porpoise occurrence</i></p> <ul style="list-style-type: none"> <li>To minimise potential acoustic disturbance from construction activities on Finless Porpoise, construction works that may produce underwater acoustic disturbance should be scheduled outside the months with peak Finless Porpoise occurrence (December to May), including:                             <ul style="list-style-type: none"> <li>sheet piling works for construction of cofferdam surrounding the reclamation area (Phase 1);</li> <li>sheet piling works for construction of the shorter section of breakwater (Phase 1);</li> </ul> </li> </ul>						Permit (EP-429/2012)		

EIA Ref	Environmental Protection Measures / Mitigation Measures	Location / Timing	Implementation Agent	Implementation Stages*				Relevant Legislation and Guidelines	Implementation Status and Remarks
				Des	C	O	Dec		
	<ul style="list-style-type: none"> <li>- sheet piling works for construction of the remaining section of breakwater (Phase 3) and</li> <li>- bored piling works for berth area (Phase 3)</li> </ul> <p>Such works should be restricted within June to November. This approach would not only avoid the peak season for Finless Porpoise occurrence, the magnitude of impacts arise from acoustic disturbance would also be minimised.</p> <ul style="list-style-type: none"> <li>• Since the DCM ground treatment and the installation of precast seawalls and breakwaters should generate no underwater acoustic disturbance to Finless Porpoise, no specific mitigation measures are required.</li> </ul> <p><i>Opt for quieter construction methods and plants</i></p> <ul style="list-style-type: none"> <li>• Considering the sensitivity of marine mammals to underwater acoustic disturbance, instead of the previously proposed conventional breakwater and reclamation peripheral structure, which requires noisy piling works, the current circular cells structure for</li> </ul>								

EIA Ref	Environmental Protection Measures / Mitigation Measures	Location / Timing	Implementation Agent	Implementation Stages*				Relevant Legislation and Guidelines	Implementation Status and Remarks
				Des	C	O	Dec		
	<p>breakwater and reclamation peripheral structure is proposed. A quieter sheet piling method using vibratory hammer or hydraulic impact hammer, should be adopted for the installation of circular cells for cellular cofferdam and northern breakwater during Phase 1, and southern breakwater Phase 3;</p> <ul style="list-style-type: none"> <li>Non-percussive bore piling method would be adopted for the installation of tubular piles for the berth construction during Phase 3.</li> </ul> <p><i>Monitored exclusion zones</i></p> <ul style="list-style-type: none"> <li>During the installation/re-installation/relocation process of floating type silt curtains, in order to avoid the accidental entrance and entrapment of marine mammals within the silt curtains, a monitored exclusion zone of 250 m radius from silt curtain should be implemented. The exclusion zone should be closely monitored by an experienced marine mammal observer at least 30 minutes before the start of installation/re-installation/relocation process. If a marine mammal is noted within the exclusion zone, all marine works should stop immediately and remain idle for 30 minutes, or until the</li> </ul>								

EIA Ref	Environmental Protection Measures / Mitigation Measures	Location / Timing	Implementation Agent	Implementation Stages*				Relevant Legislation and Guidelines	Implementation Status and Remarks
				Des	C	O	Dec		
	<p>exclusion zone is free from marine mammals.</p> <ul style="list-style-type: none"> <li>The experienced marine mammal observer should be well trained to detect marine mammals. Binoculars should be used to search the exclusion zone from an elevated platform with unobstructed visibility. The observer should also be independent from the project proponent and has the power to call-off construction activities.</li> <li>In addition, as marine mammals cannot be effectively monitored within the proposed monitored exclusion zone at night, or during adverse weather conditions (i.e. Beaufort 5 or above, visibility of 300 meters or below), marine works should be avoided under weather conditions with low visibility.</li> </ul> <p><i>Marine mammal watching plan</i></p> <ul style="list-style-type: none"> <li>Upon the completion of the installation/re-installation/relocation of floating type silt curtain, all marine works would be conducted within a fully enclosed environment within the silt curtain, hence exclusion zone monitoring would no longer</li> </ul>								



EIA Ref	Environmental Protection Measures / Mitigation Measures	Location / Timing	Implementation Agent	Implementation Stages*				Relevant Legislation and Guidelines	Implementation Status and Remarks
				Des	C	O	Dec		
	<p>be required. Subsequently, a marine mammal watching plan should be implemented.</p> <p>The plan should include regular inspection of silt curtains, and visual inspection of the waters surrounded by the curtains. Special attention should be paid to Phase 2 (reclamation) where the floating type still curtain would be opened occasionally for vessel access, leaving a temporary 50 m opening.</p> <p>An action plan should be devised to cope with any unpredicted incidents such as the case when marine mammals are found within the waters surrounded by the silt curtains.</p> <p><i>Small openings at silt curtains</i></p> <ul style="list-style-type: none"> <li>The openings for vessel access at the silt curtains should be as small as possible to minimise the risk of accidental entrance.</li> </ul> <p><i>Adoption of regular travel route</i></p> <ul style="list-style-type: none"> <li>During construction and operation, captains of all vessels should adopt regular travel route, in order to minimize the chance of vessel collision with</li> </ul>								

EIA Ref	Environmental Protection Measures / Mitigation Measures	Location / Timing	Implementation Agent	Implementation Stages*				Relevant Legislation and Guidelines	Implementation Status and Remarks
				Des	C	O	Dec		
	<p>marine mammals, which may otherwise result in damage to health or mortality. The regular travel route should avoid areas with high sighting density of Finless Porpoise as much as possible.</p> <p><i>Vessel speed limit</i></p> <ul style="list-style-type: none"> <li>The frequent vessel traffic in the vicinity of works area may increase the chance of mammal mammals being killed or seriously injured by vessel collision. A speed limit of ten knots should be strictly enforced within areas with high density of Finless Porpoise.</li> <li>Passive acoustic monitoring and land-based theodolite monitoring surveys should be adopted to verify the predicted impacts and effectiveness of the proposed mitigation measures.</li> </ul> <p><i>Training of Staff</i></p> <ul style="list-style-type: none"> <li>Staff, including captains of vessels, should be aware of the guidelines for safe vessel operations in the presence of cetaceans during construction and operation phases. Adequate trainings should be provided</li> </ul>								

EIA Ref	Environmental Protection Measures / Mitigation Measures	Location / Timing	Implementation Agent	Implementation Stages*				Relevant Legislation and Guidelines	Implementation Status and Remarks
				Des	C	O	Dec		
7b.8.3.3 1 - 7b.8.3.3 4	<p><u>Measures to minimise impact on corals</u></p> <p><i>Coral translocation</i></p> <ul style="list-style-type: none"> <li>• Coral communities within and in proximity to the proposed dredging sites would be disturbed by the Project due to the dredging operations. In order to minimise direct loss of coral communities, translocation of corals that are attached to movable rocks with diameter less than 50 cm are recommended. In order to avoid disturbance to corals during the spawning period, the spawning season of corals (June to August) should be avoided; and that translocation should be carried out during the winter season (November- March).</li> <li>• The REA survey results suggest that the 198 directly affected coral colonies were attached to movable rocks (less than 50 cm in diameter). It is technically feasible to translocate them to avoid direct loss.</li> <li>• Prior to coral translocation, a more detailed baseline survey, including a coral mapping survey, is recommended to further confirm the</li> </ul>	IWMF site	Design team, contractor, IWMF operator	✓	✓	✓	✓	EIAO-TM	<p>Implemented, tagged coral found missing after hitting by typhoons</p> <p>Re-tagging of 10 coral colonies at indirect impact site and control site were conducted in November and December 2018 respectively.</p>

EIA Ref	Environmental Protection Measures / Mitigation Measures	Location / Timing	Implementation Agent	Implementation Stages*				Relevant Legislation and Guidelines	Implementation Status and Remarks
				Des	C	O	Dec		
	<p>exact number and location of coral colonies within the potentially affected area. A more detailed coral translocation plan, including selection of suitable recipient site, plan for coral translocation, and event / action plan for coral monitoring should be submitted upon approval of this Project, prior to commencement of construction works. Advice from relevant governmental departments (i.e. AFCD) and professionals would be sought after, in order to identify a desirable location for the relocation of coral communities. Post-translocation monitoring on the translocated corals should also be considered.</p> <p><i>Coral monitoring programme</i></p> <ul style="list-style-type: none"> <li>A coral monitoring programme is recommended to assess any adverse and unacceptable impacts to the coral communities at the coasts of Shek Kwu Chau during construction of the Project.</li> </ul> <p><i>Phasing of Works</i></p> <ul style="list-style-type: none"> <li>To minimize environmental impacts, the proposed phasing of construction works has been carefully designed to</li> </ul>								

EIA Ref	Environmental Protection Measures / Mitigation Measures	Location / Timing	Implementation Agent	Implementation Stages*				Relevant Legislation and Guidelines	Implementation Status and Remarks
				Des	C	O	Dec		
	reduce the amount of concurrent works, hence minimize SS elevation and the associated impacts on corals.								
7b.8.3.3 5 - 7b.8.3.4 1	<p><u>Specific measures to minimize disturbance on breeding White-bellied Sea Eagle</u></p> <p><i>Avoidance of noisy works during the breeding season of White-bellied Sea Eagle</i></p> <ul style="list-style-type: none"> <li>• To minimize potential noise disturbance from construction activities on WBSE, noisy construction works should be scheduled outside their breeding season (December to May) to minimise potential degradation in breeding ground quality and breeding activities, including:                             <ul style="list-style-type: none"> <li>- sheet piling works for construction of cofferdam surrounding the reclamation area (Phase 1);</li> <li>- sheet piling works for construction of the shorter section of breakwater (Phase 1);</li> <li>- sheet piling works for construction of the remaining section of breakwater (Phase 3); and</li> <li>- bored piling works for berth area (Phase 3).</li> </ul> </li> </ul>	IWMF site, marine traffic route	Design Team, Contractor, IWMF operator	✓	✓	✓	✓	EIAO-TM	Implemented

EIA Ref	Environmental Protection Measures / Mitigation Measures	Location / Timing	Implementation Agent	Implementation Stages*				Relevant Legislation and Guidelines	Implementation Status and Remarks
				Des	C	O	Dec		
	<p><i>Opt for quieter construction methods and plants</i></p> <ul style="list-style-type: none"> <li>To minimise potential construction noise disturbance on WBSE, quieter construction methods and plants should be adopted. The recommended noise mitigation measures in the <b>Noise</b> chapter (<b>Section 4b.8</b> of the EIA Report) should be implemented to minimise potential noise disturbance to acceptable levels.</li> </ul> <p><i>Restriction on vessel access near the nest of White-bellied Sea Eagle</i></p> <ul style="list-style-type: none"> <li>During construction and operation, in order to minimize disturbance on the existing WBSE nest, a pre-defined practical route to restrict vessel access near the nest should be adopted to keep vessels and boats as far away from the nest as possible.</li> </ul> <p><i>White-bellied Sea Eagle monitoring programme</i></p> <ul style="list-style-type: none"> <li>A WBSE monitoring programme is recommended to assess any adverse and unacceptable impacts to the breeding activities of WBSE during construction and operation of the</li> </ul>								

EIA Ref	Environmental Protection Measures / Mitigation Measures	Location / Timing	Implementation Agent	Implementation Stages*				Relevant Legislation and Guidelines	Implementation Status and Remarks
				Des	C	O	Dec		
	<p>Project. Monitoring surveys for WBSE would include pre-construction phase (twice per month for duration of three months during their breeding season -between December and May, immediately before the commencement of works), construction phase, and operation phase (two years after the completion of construction works).</p> <ul style="list-style-type: none"> <li>Surveys should be conducted twice per month during their breeding season (from December to May); and once per month outside breeding season (June to November). More details on monitoring for WBSE are presented in the EM&amp;A Manual.</li> </ul> <p><i>Education of staff</i></p> <ul style="list-style-type: none"> <li>Staff, including captains of all vessels during construction and operation phases, should be aware of the ecological importance of WBSE. Awareness should be raised among staff to minimise any intentional or unintentional disturbance to the nest.</li> </ul> <p><i>Minimisation of Glare Disturbance</i></p>								

EIA Ref	Environmental Protection Measures / Mitigation Measures	Location / Timing	Implementation Agent	Implementation Stages*				Relevant Legislation and Guidelines	Implementation Status and Remarks
				Des	C	O	Dec		
	<ul style="list-style-type: none"> <li>To minimise glare disturbance on WBSE, which may cause disorientation of birds by interfering with their magnetic compass, and disruption in behavioural patterns such as reproduction, fat storage and foraging pattern, any un-necessary outdoor lighting should be avoided, and in-ward and down-ward pointing of lights should be adopted.</li> </ul>								
-	<u>Construction of Seawall/Breakwaters</u> <ul style="list-style-type: none"> <li>To widen the open channel between the Artificial Island and Shek Kwu Chau.</li> <li>To design the precast concrete seawall with environmental friendly features.</li> </ul>	IWMF site	Design team, contractor, IWMF operator	✓	✓			Supporting Document for Application for Variation of Environmental Permit (EP-429/2012)	N/A
7b.8.3.42	<u>Opt for Quieter Construction Methods and Plants</u> <ul style="list-style-type: none"> <li>Quieter construction methods and plants should be used to minimise disturbance to the nearby terrestrial habitat and the associated wildlife.</li> </ul>	Work site	Design team, contractor, IWMF operator	✓	✓	✓	✓	EIAO-TM	Implemented
7b.8.3.43	<u>Measures to minimize impacts from artificial lighting</u> <ul style="list-style-type: none"> <li>Unnecessary lighting should be avoided, and shielding of lights should be provided to minimize disturbance from light pollution on fauna groups.</li> </ul>	IWMF site	Design team, contractor, IWMF operator	✓	✓	✓		EIAO-TM	Implemented



EIA Ref	Environmental Protection Measures / Mitigation Measures	Location / Timing	Implementation Agent	Implementation Stages*				Relevant Legislation and Guidelines	Implementation Status and Remarks
				Des	C	O	Dec		
7b.8.3.4 4 - 7b.8.3.4 5	<p><u>Measures to minimize accidental spillage</u></p> <ul style="list-style-type: none"> <li>Regular maintenance of vessels, vehicles and equipment that may cause leakage and spillage should only be undertaken within pre-designated areas, which are appropriately equipped to control the associated discharges.</li> <li>Oils, fuels and chemicals should be contained in suitable containers, and only be used and stored in designated areas which have pollution prevention facilities. All fuel tanks and storage areas should be sited on sealed areas in order to prevent spillage of fuels and solvents to the nearby watercourses. All waste oils and fuels should be collected in designated tanks prior to disposal.</li> </ul>	Work site	Contractor, IWMF operator		✓	✓	✓	EIAO-TM	Deficiency of Mitigation Measures but rectified by the Contractor.
7b.8.3.46	<p><u>Measures to minimise sewage effluent</u></p> <ul style="list-style-type: none"> <li>Temporary sanitary facilities, such as portable chemical toilets, should be employed on-site where necessary to handle sewage from the workforce.</li> </ul>	Work site	Contractor		✓			EIAO-TM	N/A
7b.8.3.47	<p><u>Measures to minimise drainage and construction runoff</u></p>	Work site	Contractor		✓		✓	EIAO-TM	N/A

EIA Ref	Environmental Protection Measures / Mitigation Measures	Location / Timing	Implementation Agent	Implementation Stages*				Relevant Legislation and Guidelines	Implementation Status and Remarks
				Des	C	O	Dec		
	<ul style="list-style-type: none"> <li>• Potential ecological impacts resulted from potential degradation of water quality due to unmitigated surface runoff could be minimised via the detailed mitigation measures in <b>Section 5b.8</b> of the EIA Report. The following presents some of the mitigation measures:                             <ul style="list-style-type: none"> <li>- On-site drainage system with implemented sedimentation control facilities.</li> <li>- Channels, earth bunds or sand bag barriers should be provided on site to direct storm water to silt removal facilities.</li> <li>- Provision of embankment at boundaries of earthworks for flood protection.</li> <li>- Water pumped out from foundation piles must be discharged into silt removal facilities.</li> <li>- During rainstorms, exposed slope/soil surfaces should be covered by tarpaulin or other means, as far as practicable.</li> <li>- Exposed soil surface should be minimized to reduce siltation and runoff.</li> <li>- Earthwork final surfaces should be well compacted. Subsequent permanent surface protection should be immediately performed.</li> </ul> </li> </ul>								

EIA Ref	Environmental Protection Measures / Mitigation Measures	Location / Timing	Implementation Agent	Implementation Stages*				Relevant Legislation and Guidelines	Implementation Status and Remarks
				Des	C	O	Dec		
	- Open stockpiles of construction materials, and construction wastes on-site should be covered with tarpaulin or similar fabric during rainstorms.								
7b.8.3.48	<p><u>Measures to minimise impacts from general construction activities</u></p> <ul style="list-style-type: none"> <li>To avoid the entering of construction solid waste into the nearby habitats, construction solid waste should be collected, handled and disposed of properly to avoid entering to the nearby habitats. It is recommended to clean the construction sites on a regular basis.</li> </ul>	Work site	Contractor		✓			EIAO-TM	Implemented
7b.8.3.49	<p><u>Pest Control</u></p> <p>Good waste management practices should be adopted at the IWMF in order to minimise the risk of introduction of pest to the island:</p> <ul style="list-style-type: none"> <li>Transportation of wastes in enclosed containers</li> <li>Waste storage area should be well maintained and cleaned</li> <li>Waste should only be disposed of at designated areas</li> <li>Timely removal of the newly arrived waste</li> <li>Removal of items that are capable of retaining water</li> </ul>	IWMF site	IWMF operator			✓			N/A

EIA Ref	Environmental Protection Measures / Mitigation Measures	Location / Timing	Implementation Agent	Implementation Stages*				Relevant Legislation and Guidelines	Implementation Status and Remarks
				Des	C	O	Dec		
	<ul style="list-style-type: none"> <li>- Rapid clean up of any waste spillages</li> <li>- Maintenance of a tidy and clean site environment</li> <li>- Regular application of pest control</li> <li>- Education of staff the importance of site cleanliness</li> </ul>								
7b.8.3.50	<p><u>Control of Marine Habitat Quality during Operation Phase</u></p> <ul style="list-style-type: none"> <li>• Depending on the seabed condition of the approach channel for marine vessels during operation phase of the IWMF, maintenance dredging may be required to ensure safe access. In order to avoid degradation in water quality due to elevation in SS and dispersion of sediment plume due to dredging works, it is recommended that any future maintenance dredging works should not be carried out within 100 m from the shore, similar to that of the dredging for anti-scouring protection layer during construction phase. All maintenance dredging works should be carried out with the implementation of silt curtain to control the dispersion of SS. The production rate should comply with the permit dredging rate and number of grab per hour.</li> </ul>	IWMF site	IWMF operator			✓		EIAO-TM; WPCON/A	

EIA Ref	Environmental Protection Measures / Mitigation Measures	Location / Timing	Implementation Agent	Implementation Stages*				Relevant Legislation and Guidelines	Implementation Status and Remarks
				Des	C	O	Dec		
7b.8.4.1 – 7b.8.4.8	<p><u>Compensation of loss of important habitat of Finless Porpoise</u></p> <p><i>Designation of Marine Park</i></p> <ul style="list-style-type: none"> <li>The Project Proponent has made a firm commitment to seek to designate a marine park of approximately 700 ha in the waters between Soko Islands and Shek Kwu Chau, in accordance with the statutory process stipulated in the Marine Parks Ordinance, as a compensation measure for the habitat loss arising from the construction of the IWMF at the artificial island near SKC.</li> <li>The Project Proponent shall seek to complete the designation by 2018 to tie in with the operation of the IWMF at the artificial island near SKC.</li> <li>A further study should be carried out to review relevant previous studies and collate available information on the ecological characters of the proposed area for marine park designation; and review available survey data for Finless Porpoise, water quality, fisheries, marine traffic and planned development projects in the vicinity. Based on the findings, ecological profiles of the proposed area for</li> </ul>	Waters between Shek Kwu Chau and Soko Islands	Project Proponent	✓		✓		EIAO-TM	N/A

EIA Ref	Environmental Protection Measures / Mitigation Measures	Location / Timing	Implementation Agent	Implementation Stages*				Relevant Legislation and Guidelines	Implementation Status and Remarks
				Des	C	O	Dec		
	<p>marine park designation should be established, and the extent and location of the proposed marine park be determined. The adequacy of enhancement measures should also be reviewed.</p> <ul style="list-style-type: none"> <li>In addition, a management plan for the proposed marine park should be proposed, covering information on the responsible departments for operation and management (O&amp;M) of the marine park, as well as the O&amp;M duties of each of the departments involved. Consultation with relevant government departments and stakeholders should be conducted under the study. The study should be submitted to Director of Environmental Protection (DEP) for approval before the commencement of construction works.</li> <li>The Project Proponent should provide assistance to AFCD during the process of the marine park designation. .</li> </ul>								
7b.8.5.1 – 7b.8.5.4	<p><u>Additional Enhancement or Precautionary Measures</u> <i>Deployment of Artificial Reefs</i></p> <ul style="list-style-type: none"> <li>Deployment of artificial reefs (ARs) is an enhancement measure for the</li> </ul>	<p>Within the proposed marine park under this study</p>	Project Proponent	✓		✓		EIAO-TM	N/A

EIA Ref	Environmental Protection Measures / Mitigation Measures	Location / Timing	Implementation Agent	Implementation Stages*				Relevant Legislation and Guidelines	Implementation Status and Remarks
				Des	C	O	Dec		
	<p>marine habitats. ARs are proposed to be deployed within the proposed marine park under this Project. The exact location, dimension and type of ARs to be deployed are to be further investigated along with the further study of the proposed marine park under this Project. The proposed ARs would be deployed at the same time as the complete designation of marine park.</p> <p><i>Release of Fish Fry at Artificial Reefs and Marine Park</i></p> <ul style="list-style-type: none"> <li>Release of fish fry at the proposed ARs, as well as the proposed marine park under this study, should enhance the fish resources in the nearby waters, and subsequently food sources for Finless Porpoise. The proposed ARs with various micro-habitats would have the potential to provide shelter and nursery ground for the released fish fry. The frequency and quantity of fry to be released should be agreed by AFCD.</li> </ul>								

\* Des - Design, C - Construction, O – Operation, and Dec - Decommissioning

**Table B.6 Implementation Schedule for Fisheries Measures for the IWMF at the artificial island near SKC**

EIA Ref	Environmental Protection Measures / Mitigation Measures	Location / Timing	Implementation Agent	Implementation Stages*				Relevant Legislation and Guidelines	Implementation Status and Remarks
				Des	C	O	Dec		
8b.8.1.2	<p><u>Measure to minimize loss of and disturbance on fisheries resources</u></p> <ul style="list-style-type: none"> <li>Alteration to the phasing of works, construction method, and layout plan of the IWMF at the artificial island near SKC has been made. The total fishing ground to be permanently lost due to the project has been significantly reduced from ~50 ha to ~31 ha. By adopting the current circular cells instead of the conventional seawall construction method, SS elevation would be greatly reduced, minimizing adverse impact on the health of fisheries resources.</li> </ul>	IWMF site	Design team, contractor	✓	✓		✓	EIAO-TM	N/A
8b.8.1.3	<p><u>Measure to minimize impingement and entrainment</u></p> <ul style="list-style-type: none"> <li>Provision of a screen at the water intake point for desalination plant would be essential to minimize the risk of impingement and entrainment of fisheries resources (including fish, larvae and egg) through the intake point.</li> </ul>	IWMF site	Design team, contractor, IW MF operator	✓	✓	✓		EIAO-TM	N/A



EIA Ref	Environmental Protection Measures / Mitigation Measures	Location / Timing	Implementation Agent	Implementation Stages*				Relevant Legislation and Guidelines	Implementation Status and Remarks
				Des	C	O	Dec		
8b.8.1.4-8b.8.1.6	<p><u>Measures to control water quality</u></p> <ul style="list-style-type: none"> <li>No wastewater effluent, anti-fouling agent, heavy metals and other contaminants would be released during operation phase of the Project.</li> <li>Mitigation measures recommended in the water quality impact assessment during construction and operation would serve to protect fisheries resources from indirect impacts resulted from the Project</li> </ul>	Work site, IWMF site	Design team, contractor, IWMF operator	✓	✓	✓	✓	EIAO-TM	Implemented
8b.8.1.7 – 8b.8.1.8	<p><u>Additional Enhancement / Precautionary Measures</u></p> <ul style="list-style-type: none"> <li>Artificial Reefs (ARs) are proposed to be deployed within the proposed marine park under this Project as an enhancement measure for the marine habitats. This enhancement feature would bring positive impacts to the previously identified important spawning and nursery ground for fisheries resources.</li> </ul> <p><i>Release of Fish Fry at Artificial Reefs</i></p> <ul style="list-style-type: none"> <li>Release of fish fry has been proposed under this Project. The proposed deployment of ARs within the proposed marine park would provide shelter and nursery ground for the released fish fry. The frequency and quantity of fry to be released should be agreed by AFCD.</li> </ul>	Within the proposed marine park in the waters between Soko Islands and Shek Kwu Chau	Project Proponent	✓		✓		EIAO-TM	N/A

\* Des - Design, C - Construction, O – Operation, and Dec - Decommissioning

**Table B.7 Implementation Schedule for Landscape and Visual Measures for the IWMF at the artificial island near SKC**

EIA Ref	Environmental Protection Measures / Mitigation Measures	Location / Timing	Implementation Agent	Implementation Stages*				Relevant Legislation and Guidelines	Implementation Status and Remarks
				Des	C	O	Dec		
S10b.10 MLVC- 01	Grass-hydroseeded bare soil surface and stock pile area	Work site / During construction phase	Contractor		✓				N/A
S10b.10 MLVC-02	<p><u>Landscape Design</u></p> <ol style="list-style-type: none"> <li>1) Early planting using fast grow trees and tall shrubs at strategic locations within site as buffer to block view corridors to the site from the VSRs, and to locally screen haul roads, excavation works and site preparation works.</li> <li>2) Use of tree species of dense tree crown to serve as visual barrier.</li> <li>3) Hard and soft landscape treatment (e.g. trees and shrubs) of open areas within development to provide a background for the outdoor containers from open view, shade and shelter, and a green appearance from surrounding viewpoints.</li> <li>4) Planting strip along the periphery of the project site.</li> <li>5) Selected tree species suitable for the coastal condition.</li> </ol>	Work site / During design & construction phases	Contractor	✓	✓				N/A

EIA Ref	Environmental Protection Measures / Mitigation Measures	Location / Timing	Implementation Agent	Implementation Stages*				Relevant Legislation and Guidelines	Implementation Status and Remarks
				Des	C	O	Dec		
S10b.10 MLVC-03	<p><u>Adoption of Natural Features of the Existing Shoreline</u></p> <p>1) Use of boulders in different sizes and with the similar textures of the existing rocky shores for the construction of breakwater and artificial shoreline in order to blend into the existing natural shoreline.</p> <p>2) Use of cellular cofferdam together with the natural boulders to form a curvature shoreline for the reclamation area to echo with the natural shoreline of SKC.</p>	Work site / During construction phase	Contractor		✓				N/A
S10b.10 MLVC-04	<p><u>Greening Design (Rooftop &amp; Vertical Greening)</u></p> <p>1) Implementation of rooftop and vertical greening (vertical building envelope) along the periphery of each building block to increase the amenity value of the work, moderate temperature extremes and enhance building energy performance. The greening appearance of the building shall enhance its visual harmony with the natural surroundings as well as reduce the apparent visual mass of the structure.</p> <p>2) Sufficient space between concrete enclosure and stack to minimize heat transfer.</p> <p>3) Introduction of landscape decks at the stack to further enhance the overall natural and green concept unique for this site.</p>	Work site / During design & construction phases	Contractor	✓	✓				N/A

EIA Ref	Environmental Protection Measures / Mitigation Measures	Location / Timing	Implementation Agent	Implementation Stages*				Relevant Legislation and Guidelines	Implementation Status and Remarks
				Des	C	O	Dec		
S10b.10 MVC-01	<p><u>Visual Mitigation and Aesthetic Design</u></p> <ol style="list-style-type: none"> <li>1) Use of natural materials with recessive color to minimize the bulkiness of the building.</li> <li>2) Adoption of innovative aesthetic design to the chimney to minimize or visually mitigate the massing of the chimney so as to reduce its visual impact to the surroundings.</li> <li>3) Color of the chimney in a gradual changing manner to match with the color of the sky.</li> <li>4) Provision of observation deck for public enjoyment at the top of the chimney to diminish the feeling of chimney.</li> <li>5) Provision of sky gardens between the two stacks to allow additional greening for enhancing the aesthetic quality. Maintenance access (elevator and staircase) from the ground floor to the sky gardens will be provided to allow maintenance of the sky gardens.</li> <li>6) Integration of the visitor’s walkway with different material façade design of incinerator plant to enhance the aesthetic quality.</li> </ol>	Structures in IWMF / During design & construction phases	Contractor	✓	✓			N/A	
S10b.10 MVC-02	Control of the security floodlight for construction areas at night to avoid excessive glare to the surrounding receiver.	Work site / During construction phase	Contractor		✓			Implemented	

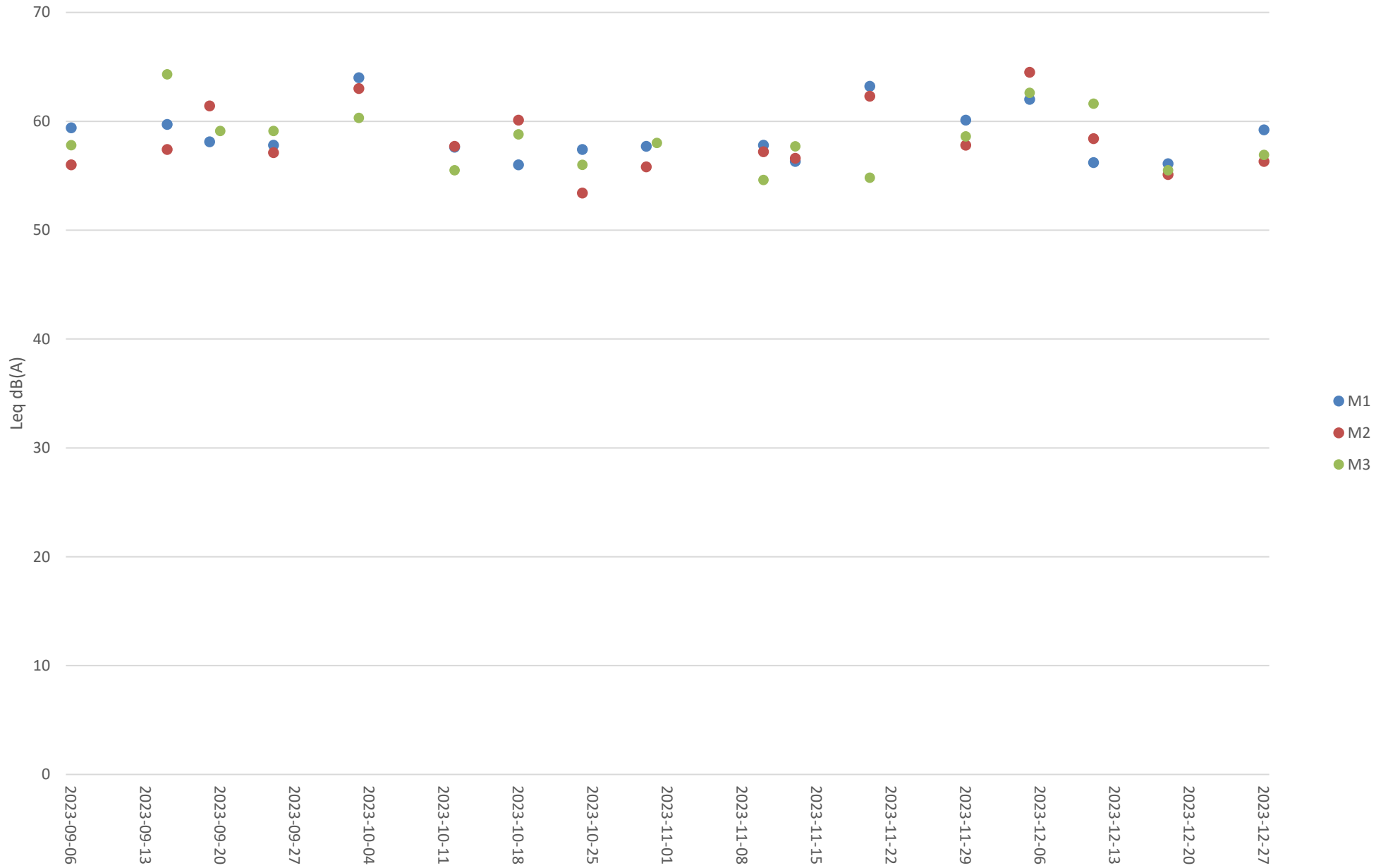
EIA Ref	Environmental Protection Measures / Mitigation Measures	Location / Timing	Implementation Agent	Implementation Stages*				Relevant Legislation and Guidelines	Implementation Status and Remarks
				Des	C	O	Dec		
S10b.10 MVC-03	Optimization of the construction sequence and construction programme to minimize the duration of impact.	Work site / During design & construction phases	Contractor	✓	✓				Implemented
S10b.10 MVC-04	Storage of the backfilling materials for site formation & construction materials / wastes on site at a maximum height of 2m, covered with an impermeable material of visually unobtrusive material (in earth tone).	Work site / During construction phase	Contractor		✓				N/A
S10b.10 MVC-05	Reduction of the number of construction traffic at the site to practical minimum.	Work site / During construction phase	Contractor		✓				Implemented
S10b.10 MLVO-01	<u>Planting Maintenance</u> Provision of proper planting maintenance and replacement of defective plant species on the new planting areas to enhance aesthetic and landscape quality.	Project site / During Operation phase	Contractor			✓			N/A
S10b.10 MVO-01	<u>Environmental Education Centre</u> Development of an Environmental Education Center, in which regular exhibitions and lectures to promote environmental awareness and waste reduction concept would be provided, as a part of the IWMF for the general public to alleviate negative public perceptions of the development.	Project site / During Operation phase	Contractor			✓			N/A
S10b.10 MVO-02	<u>Control of Light</u> Control the numbers of lights and their intensity to a level that is good enough to meet the safety requirements at night but not excessive.	Project site / During Operation phase	Contractor			✓			N/A

EIA Ref	Environmental Protection Measures / Mitigation Measures	Location / Timing	Implementation Agent	Implementation Stages*				Relevant Legislation and Guidelines	Implementation Status and Remarks
				Des	C	O	Dec		
S10b.10 MVO-03	<u>Control of Operation Time</u> Minimization of the frequency of waste transportation to practical minimum (e.g. limit the reception of MSW from 8 am to 8 pm)	Project site / During Operation phase	Contractor			✓			N/A

\* Des - Design, C - Construction, O – Operation, and Dec - Decommissioning

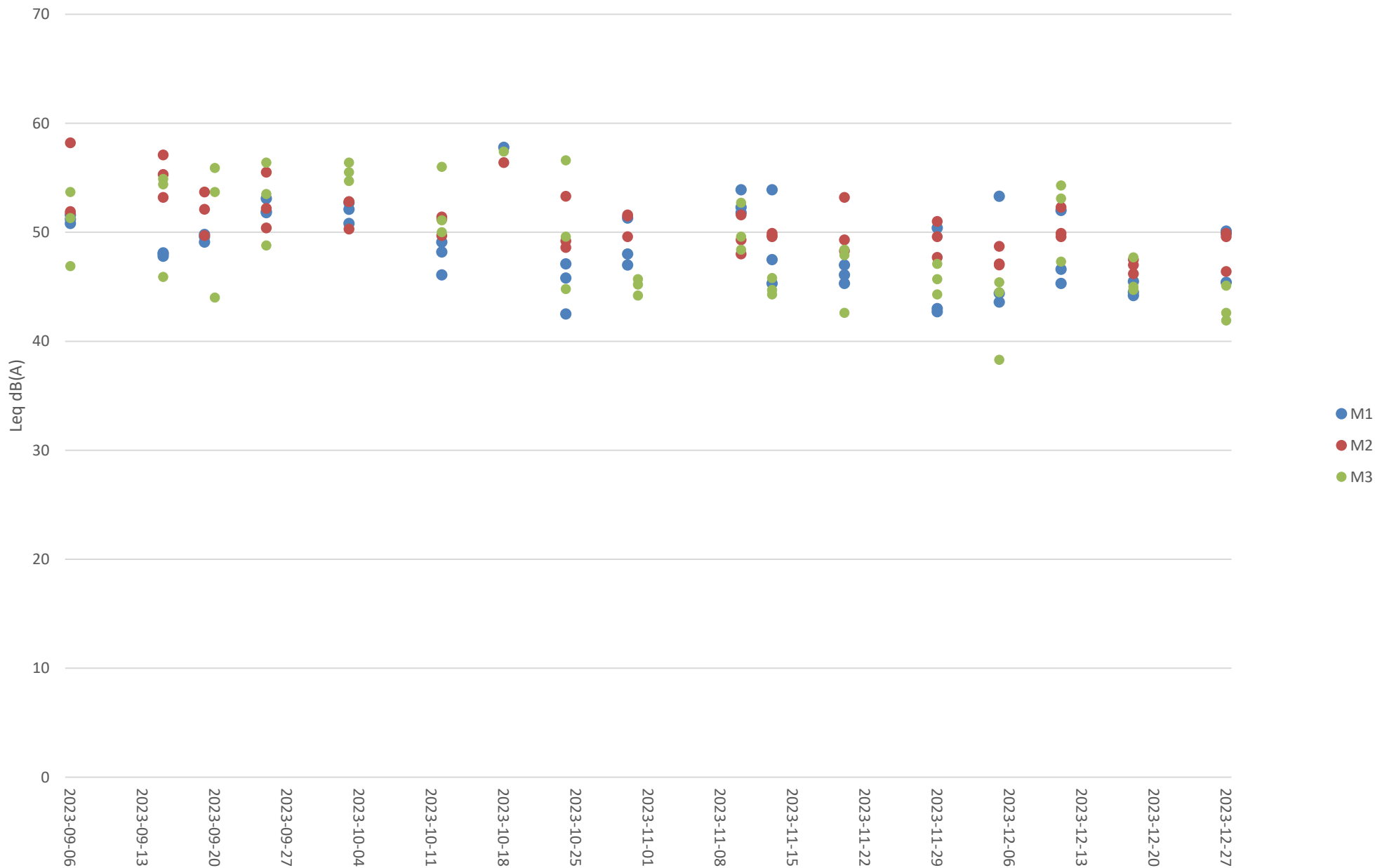
## Appendix C Noise Monitoring Data Trending

# Impact Noise Monitoring Results during Day Time (0700 - 1900 hours)

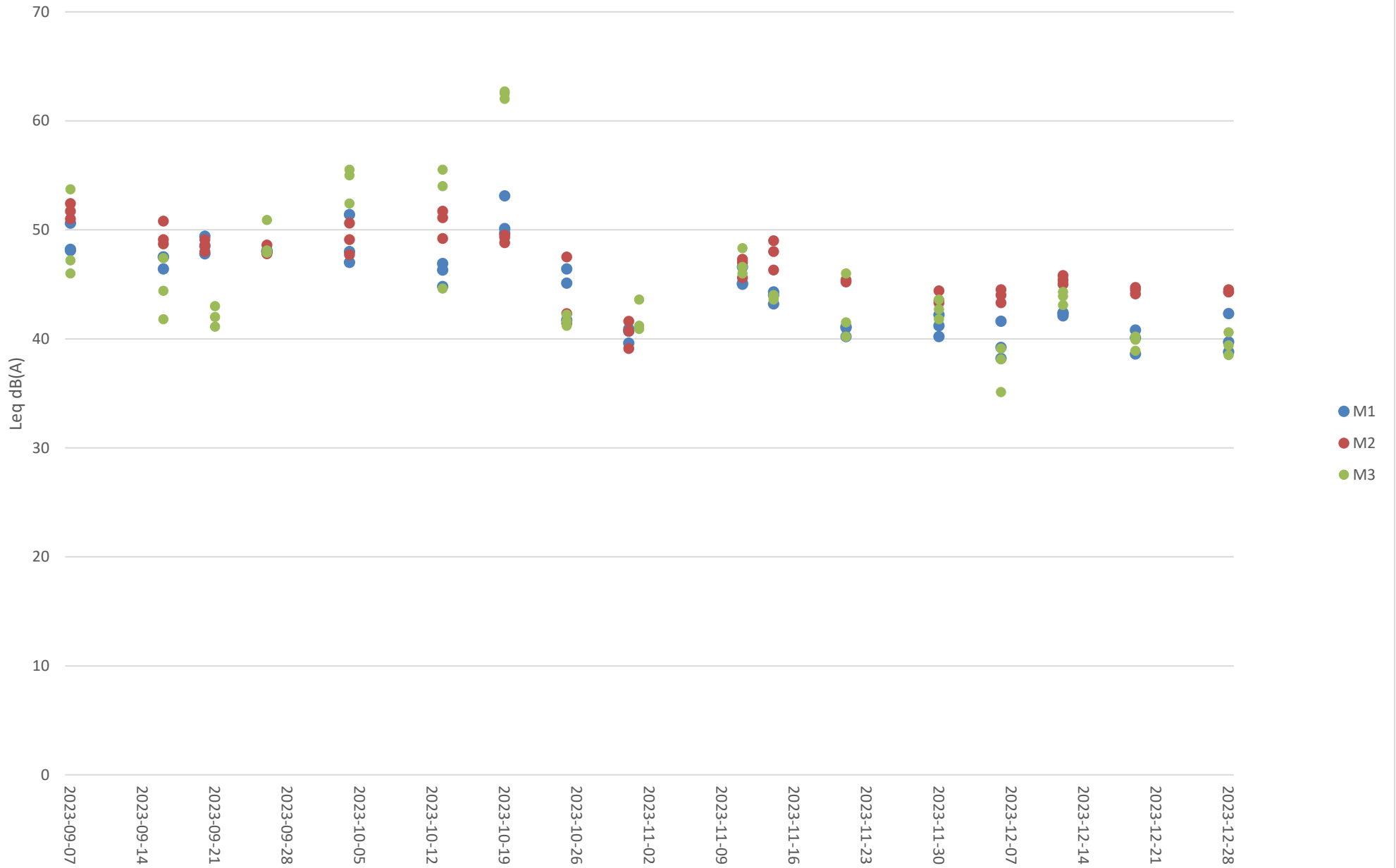




# Additional Impact Noise Monitoring Results during Evening Time (1900 - 2300 hours)



# Additional Impact Noise Monitoring Results during Night Time (2300 - 0700 hours)



**Summary of the Construction Activities Undertaken during the Reporting Period**

<b>Location of works</b>	<b>Construction activities undertaken</b>	<b>Remarks on progress</b>
Reclamation area	<ul style="list-style-type: none"><li>• Foundation works (including Driven H Pile and Socketed H Pile)</li><li>• Pile cap construction</li><li>• Structural steel work</li><li>• Superstructure construction</li></ul>	<ul style="list-style-type: none"><li>• Completed</li><li>• On-going</li><li>• On-going</li><li>• On-going</li></ul>
Seawall portion	<ul style="list-style-type: none"><li>• Caisson extension works, from +3mPD to +6mPD, at Seawall A and B</li><li>• Construction of wave wall along the vertical seawall above +3mPD</li></ul>	<ul style="list-style-type: none"><li>• On-going</li><li>• On-going</li></ul>

Location: Shek Kwu Chau Treatment & Rehabilitation Centre Hostel 1 (M1 / N\_S1)

Monitoring date: 03, 12, 18, 24, 30 October 2023 (Daytime)

03&04, 12&13, 18&19, 24&25 and 30&31 October 2023 (Evening & Night time)

Parameter :  $L_{eq\ 30min}$  (Daytime),  $L_{eq\ 5min}$  (Evening & Night time)

Noise source other than construction activities from the Project: Nil

Noise Monitoring Data:

Date	Start time		End time	Weather	$L_{eq\ 30min}$ dB(A) / $L_{eq\ 5min}$ dB(A)	Sound Level Meter Used	Calibrator Used
03 Oct 2023	14:12	-	14:42	Sunny	64.0	SVAN 971 (Serial No. 96062)	Rion NC-75 (No.35124528)
03 Oct 2023	19:12	-	19:17	Fine	50.8	SVAN 971 (Serial No. 96062)	Rion NC-75 (No.35124528)
	20:32	-	20:37		52.1		
	21:32	-	21:37		52.7		
04 Oct 2023	1:22	-	1:27	Fine	51.4	SVAN 971 (Serial No. 96062)	Rion NC-75 (No.35124528)
	3:17	-	3:22		48.0		
	5:12	-	5:17		47.0		
12 Oct 2023	14:21	-	14:51	Sunny	57.6	SVAN 971 (Serial No. 96062)	Rion NC-75 (No.35124528)
12 Oct 2023	19:06	-	19:11	Fine	48.2	SVAN 971 (Serial No. 96062)	Rion NC-75 (No.35124528)
	20:11	-	20:16		49.1		
	21:16	-	21:21		46.1		
13 Oct 2023	1:11	-	1:16	Fine	46.3	SVAN 971 (Serial No. 96062)	Rion NC-75 (No.35124528)
	3:11	-	3:16		46.9		
	5:06	-	5:11		44.8		
18 Oct 2023	14:51	-	15:21	Fine	56.0	SVAN 971 (Serial No. 96062)	Rion NC-75 (No.35124528)
18 Oct 2023	19:06	-	19:11	Fine	57.8	SVAN 971 (Serial No. 96062)	Rion NC-75 (No.35124528)
	20:01	-	20:06		59.3		
	21:11	-	21:16		54.8		
19 Oct 2023	1:11	-	1:16	Fine	53.1	SVAN 971 (Serial No. 96062)	Rion NC-75 (No.35124528)
	3:26	-	3:31		50.1		
	5:21	-	5:26		49.7		
24 Oct 2023	14:17	-	14:47	Sunny	57.4	SVAN 971 (Serial No. 96062)	Rion NC-75 (No.35124528)
24 Oct 2023	19:22	-	19:27	Fine	47.1	SVAN 971 (Serial No. 96062)	Rion NC-75 (No.35124528)
	20:27	-	20:32		45.8		
	21:27	-	21:32		42.5		
25 Oct 2023	1:22	-	1:27	Fine	46.4	SVAN 971 (Serial No. 96062)	Rion NC-75 (No.35124528)
	3:02	-	3:07		41.7		
	5:12	-	5:17		45.1		

<b>Date</b>	<b>Start time</b>		<b>End time</b>	<b>Weather</b>	<b>L<sub>eq 30min</sub> dB(A) / L<sub>eq 5min</sub> dB(A)</b>	<b>Sound Level Meter Used</b>	<b>Calibrator Used</b>
30 Oct 2023	14:03	-	14:33	Sunny	57.7	SVAN 971 (Serial No. 96062)	Rion NC-75 (No.35124528)
30 Oct 2023	19:13	-	19:18	Fine	51.3	SVAN 971 (Serial No. 96062)	Rion NC-75 (No.35124528)
	20:13	-	20:18		48.0		
	21:28	-	21:33		47.0		
31 Oct 2023	1:18	-	1:23	Fine	40.7	SVAN 971 (Serial No. 96062)	Rion NC-75 (No.35124528)
	3:23	-	3:28		39.6		
	5:23	-	5:28		40.9		

Location: Shek Kwu Chau Treatment & Rehabilitation Centre Hostel 1 (M1 / N\_S1)

Monitoring date: 10, 13, 20, 29 November 2023 (Daytime)

10&11, 13&14, 20&21 and 29&30 November 2023 (Evening & Night time)

Parameter :  $L_{eq\ 30min}$  (Daytime),  $L_{eq\ 5min}$  (Evening & Night time)

Noise source other than construction activities from the Project: Nil

Noise Monitoring Data:

Date	Start time		End time	Weather	$L_{eq\ 30min}$ dB(A) / $L_{eq\ 5min}$ dB(A)	Sound Level Meter Used	Calibrator Used
10 Nov 2023	13:33	-	14:03	Sunny	57.8	SVAN 971 (Serial No. 96062)	Rion NC-75 (No.35124527)
10 Nov 2023	19:08	-	19:13	Fine	51.8	SVAN 971 (Serial No. 96062)	Rion NC-75 (No.35124527)
	20:08	-	20:13		53.9		
	21:08	-	21:13		52.3		
11 Nov 2023	1:08	-	1:13	Fine	46.6	SVAN 971 (Serial No. 96062)	Rion NC-75 (No.35124527)
	3:08	-	3:13		45.0		
	5:08	-	5:13		45.1		
13 Nov 2023	13:42	-	14:12	Sunny	56.3	SVAN 971 (Serial No. 96062)	Rion NC-75 (No.35124527)
13 Nov 2023	19:12	-	19:17	Fine	47.5	SVAN 971 (Serial No. 96062)	Rion NC-75 (No.35124527)
	20:12	-	20:17		53.9		
	21:07	-	21:12		45.3		
14 Nov 2023	1:07	-	1:12	Fine	44.0	SVAN 971 (Serial No. 96062)	Rion NC-75 (No.35124527)
	3:07	-	3:12		43.2		
	5:12	-	5:17		44.3		
20 Nov 2023	13:57	-	14:27	Sunny	63.2	SVAN 971 (Serial No. 96062)	Rion NC-75 (No.35124527)
20 Nov 2023	19:12	-	19:17	Fine	47.0	SVAN 971 (Serial No. 96062)	Rion NC-75 (No.35124527)
	20:27	-	20:32		46.1		
	21:17	-	21:22		45.3		
21 Nov 2023	1:17	-	1:22	Fine	41.0	SVAN 971 (Serial No. 96062)	Rion NC-75 (No.35124527)
	3:17	-	3:22		41.1		
	5:17	-	5:22		40.2		
29 Nov 2023	13:50	-	14:20	Cloudy	60.1	SVAN 971 (Serial No. 96062)	Rion NC-75 (No.35124527)
29 Nov 2023	19:10	-	19:15	Fine	50.4	SVAN 971 (Serial No. 96062)	Rion NC-75 (No.35124527)
	20:25	-	20:30		43.0		
	21:30	-	21:35		42.7		
30 Nov 2023	1:10	-	1:15	Fine	41.2	SVAN 971 (Serial No. 96062)	Rion NC-75 (No.35124527)
	3:15	-	3:20		42.2		
	5:20	-	5:25		40.2		

Location: Shek Kwu Chau Treatment & Rehabilitation Centre Hostel 1 (M1 / N\_S1)

Monitoring date: 05, 11, 18, 27 December 2023 (Daytime)  
05&06, 11&12, 18&19 and 27&28 November 2023 (Evening & Night time)

Parameter :  $L_{eq\ 30min}$  (Daytime),  $L_{eq\ 5min}$  (Evening & Night time)

Noise source other than construction activities from the Project: Nil

Noise Monitoring Data:

Date	Start time		End time	Weather	$L_{eq\ 30min}$ dB(A) / $L_{eq\ 5min}$ dB(A)	Sound Level Meter Used	Calibrator Used
05 Dec 2023	13:45	-	14:15	Sunny	62.0	SVAN 971 (Serial No. 96062)	Rion NC-75 (No.35124527)
05 Dec 2023	19:20	-	19:25	Fine	53.3	SVAN 971 (Serial No. 96062)	Rion NC-75 (No.35124527)
	20:10	-	20:15		44.4		
	21:30	-	21:35		43.6		
06 Dec 2023	1:20	-	1:25	Fine	41.6	SVAN 971 (Serial No. 96062)	Rion NC-75 (No.35124527)
	3:20	-	3:25		38.2		
	5:05	-	5:10		39.2		
11 Dec 2023	13:47	-	14:17	Sunny	56.2	SVAN 971 (Serial No. 96062)	Rion NC-75 (No.35124527)
11 Dec 2023	19:17	-	19:22	Fine	52.0	SVAN 971 (Serial No. 96062)	Rion NC-75 (No.35124527)
	20:27	-	20:32		46.6		
	21:32	-	21:37		45.3		
12 Dec 2023	1:27	-	1:32	Fine	42.1	SVAN 971 (Serial No. 96062)	Rion NC-75 (No.35124527)
	3:07	-	3:12		42.3		
	5:07	-	5:12		42.4		
18 Dec 2023	13:17	-	13:47	Fine	56.1	SVAN 971 (Serial No. 96062)	Rion NC-75 (No.35124527)
18 Dec 2023	19:12	-	19:17	Fine	45.5	SVAN 971 (Serial No. 96062)	Rion NC-75 (No.35124527)
	20:17	-	20:22		44.2		
	21:17	-	21:22		44.5		
19 Dec 2023	1:42	-	1:47	Fine	40.1	SVAN 971 (Serial No. 96062)	Rion NC-75 (No.35124527)
	3:22	-	3:27		38.6		
	5:12	-	5:17		40.8		
27 Dec 2023	13:47	-	14:17	Fine	59.2	SVAN 971 (Serial No. 96062)	Rion NC-75 (No.35124527)
27 Dec 2023	19:17	-	19:22	Fine	49.9	SVAN 971 (Serial No. 96062)	Rion NC-75 (No.35124527)
	20:22	-	20:27		50.1		
	21:12	-	21:17		45.4		
28 Dec 2023	1:22	-	1:27	Fine	42.3	SVAN 971 (Serial No. 96062)	Rion NC-75 (No.35124527)
	3:27	-	3:32		39.7		
	5:12	-	5:17		38.8		

Location: Shek Kwu Chau Treatment & Rehabilitation Centre Hostel 2 (M2 / N\_S2)

Monitoring date: 03, 12, 18, 24, 30 October 2023 (Daytime)

03&04, 12&13, 18&19, 24&25 and 30&31 October 2023 (Evening & Night time)

Parameter :  $L_{eq\ 30min}$  (Daytime),  $L_{eq\ 5min}$  (Evening & Night time)

Noise source other than construction activities from the Project: Nil

Noise Monitoring Data:

Date	Start time		End time	Weather	$L_{eq\ 30min}$ dB(A) / $L_{eq\ 5min}$ dB(A)	Sound Level Meter Used	Calibrator Used
03 Oct 2023	14:13	-	14:43	Sunny	63.0	SVAN 971 (Serial No. C119577)	Rion NC-75 (No.35124528)
03 Oct 2023	19:18	-	19:23	Fine	50.3	SVAN 971 (Serial No. C119577)	Rion NC-75 (No.35124528)
	20:13	-	20:18		52.8		
	21:18	-	21:23		52.8		
04 Oct 2023	1:18	-	1:23	Fine	50.6	SVAN 971 (Serial No. C119577)	Rion NC-75 (No.35124528)
	3:23	-	3:28		49.1		
	5:18	-	5:23		47.7		
12 Oct 2023	14:29	-	14:59	Sunny	57.7 <sup>[1]</sup>	SVAN 971 (Serial No. C119577)	Rion NC-75 (No.35124528)
12 Oct 2023	19:09	-	19:14	Fine	49.7 <sup>[1]</sup>	SVAN 971 (Serial No. C119577)	Rion NC-75 (No.35124528)
	20:29	-	20:34		51.4 <sup>[1]</sup>		
	21:14	-	21:19		51.2 <sup>[1]</sup>		
13 Oct 2023	1:19	-	1:24	Fine	51.7 <sup>[1]</sup>	SVAN 971 (Serial No. C119577)	Rion NC-75 (No.35124528)
	3:09	-	3:14		51.1 <sup>[1]</sup>		
	5:14	-	5:19		49.2 <sup>[1]</sup>		
18 Oct 2023	15:01	-	15:31	Fine	60.1	SVAN 971 (Serial No. 96063)	Rion NC-75 (No.35124528)
18 Oct 2023	19:26	-	19:31	Fine	56.4	SVAN 971 (Serial No. 96063)	Rion NC-75 (No.35124528)
	20:06	-	20:11		58.7		
	21:21	-	21:26		53.3		
19 Oct 2023	1:26	-	1:31	Fine	49.5	SVAN 971 (Serial No. 96063)	Rion NC-75 (No.35124528)
	3:26	-	3:31		48.8		
	5:16	-	5:21		49.3		
24 Oct 2023	14:00	-	14:30	Sunny	53.4	SVAN 971 (Serial No. 103449)	Rion NC-75 (No.35124528)
24 Oct 2023	19:10	-	19:15	Fine	48.6	SVAN 971 (Serial No. 103449)	Rion NC-75 (No.35124528)
	20:25	-	20:30		49.2		
	21:15	-	21:20		53.3		
25 Oct 2023	1:35	-	1:40	Fine	47.5	SVAN 971 (Serial No. 103449)	Rion NC-75 (No.35124528)
	3:20	-	3:25		41.4		
	5:10	-	5:15		42.3		



Date	Start time		End time	Weather	$L_{eq\ 30min\ dB(A)} / L_{eq\ 5min\ dB(A)}$	Sound Level Meter Used	Calibrator Used
30 Oct 2023	13:45	-	14:15	Sunny	55.8	SVAN 971 (Serial No. 103449)	Rion NC-75 (No.35124528)
30 Oct 2023	19:15	-	19:20	Fine	51.6	SVAN 971 (Serial No. 103449)	Rion NC-75 (No.35124528)
	20:20	-	20:25		51.5		
	21:20	-	21:25		49.6		
31 Oct 2023	1:20	-	1:25	Fine	39.1	SVAN 971 (Serial No. 103449)	Rion NC-75 (No.35124528)
	3:10	-	3:15		40.7		
	5:25	-	5:30		41.6		

Note:

- [1] Noise meter SVAN 971 (Serial No. C119577) was deployed for impact noise monitoring on 12/10/2023 at M2 after its calibration certificate was expired on 10/10/2023, data collected on 12/10/2023 at M2 is for reference only.

Location: Shek Kwu Chau Treatment & Rehabilitation Centre Hostel 2 (M2 / N\_S2)

Monitoring date: 10, 13, 20, 29 November 2023 (Daytime)

10&11, 13&14, 20&21 and 29&30 November 2023 (Evening & Night time)

Parameter :  $L_{eq\ 30min}$  (Daytime),  $L_{eq\ 5min}$  (Evening & Night time)

Noise source other than construction activities from the Project: Nil

Noise Monitoring Data:

Date	Start time		End time	Weather	$L_{eq\ 30min}$ dB(A) / $L_{eq\ 5min}$ dB(A)	Sound Level Meter Used	Calibrator Used
10 Nov 2023	13:39	-	14:09	Sunny	57.2	SVAN 971 (Serial No. 103449)	Rion NC-75 (No.35124527)
10 Nov 2023	19:09	-	19:14	Fine	51.6	SVAN 971 (Serial No. 103449)	Rion NC-75 (No.35124527)
	20:09	-	20:14		49.3		
	21:09	-	21:14		48.0		
11 Nov 2023	1:09	-	1:14	Fine	47.0	SVAN 971 (Serial No. 103449)	Rion NC-75 (No.35124527)
	3:09	-	3:14		45.6		
	5:09	-	5:14		47.3		
13 Nov 2023	13:21	-	13:51	Sunny	56.6	SVAN 971 (Serial No. 103449)	Rion NC-75 (No.35124527)
13 Nov 2023	19:16	-	19:21	Fine	49.9	SVAN 971 (Serial No. 103449)	Rion NC-75 (No.35124527)
	20:06	-	20:11		49.7		
	21:01	-	21:06		49.6		
14 Nov 2023	1:06	-	1:11	Fine	46.3	SVAN 971 (Serial No. 103449)	Rion NC-75 (No.35124527)
	3:06	-	3:11		49.0		
	5:31	-	5:36		48.0		
20 Nov 2023	13:54	-	14:24	Sunny	62.3	SVAN 971 (Serial No. 103449)	Rion NC-75 (No.35124527)
20 Nov 2023	19:14	-	19:19	Fine	48.3	SVAN 971 (Serial No. 103449)	Rion NC-75 (No.35124527)
	20:04	-	20:09		53.2		
	21:19	-	21:24		49.3		
21 Nov 2023	1:14	-	1:19	Fine	45.3	SVAN 971 (Serial No. 103449)	Rion NC-75 (No.35124527)
	3:14	-	3:19		45.4		
	5:24	-	5:29		45.2		
29 Nov 2023	13:32	-	14:02	Cloudy	57.8	SVAN 971 (Serial No. 103449)	Rion NC-75 (No.35124527)
29 Nov 2023	19:07	-	19:12	Fine	51.0	SVAN 971 (Serial No. 103449)	Rion NC-75 (No.35124527)
	20:12	-	20:17		49.6		
	21:17	-	21:22		47.7		
30 Nov 2023	1:12	-	1:17	Fine	44.4	SVAN 971 (Serial No. 103449)	Rion NC-75 (No.35124527)
	3:07	-	3:12		43.3		
	5:02	-	5:07		43.5		

Location: Shek Kwu Chau Treatment & Rehabilitation Centre Hostel 2 (M2 / N\_S2)

Monitoring date: 05, 11, 18, 27 December 2023 (Daytime)

05&06, 11&12, 18&19 and 27&28 November 2023 (Evening & Night time)

Parameter :  $L_{eq\ 30min}$  (Daytime),  $L_{eq\ 5min}$  (Evening & Night time)

Noise source other than construction activities from the Project: Nil

Noise Monitoring Data:

Date	Start time		End time	Weather	$L_{eq\ 30min}$ dB(A) / $L_{eq\ 5min}$ dB(A)	Sound Level Meter Used	Calibrator Used
05 Dec 2023	13:47	-	14:17	Sunny	64.5	SVAN 971 (Serial No. 103449)	Rion NC-75 (No.35124527)
05 Dec 2023	19:12	-	19:17	Fine	48.7	SVAN 971 (Serial No. 103449)	Rion NC-75 (No.35124527)
	20:12	-	20:17		47.1		
	21:17	-	21:22		47.0		
06 Dec 2023	1:27	-	1:32	Fine	44.5	SVAN 971 (Serial No. 103449)	Rion NC-75 (No.35124527)
	3:22	-	3:27		43.3		
	5:07	-	5:12		44.0		
11 Dec 2023	13:30	-	14:00	Sunny	58.4	SVAN 971 (Serial No. 103449)	Rion NC-75 (No.35124527)
11 Dec 2023	19:15	-	19:20	Fine	52.3	SVAN 971 (Serial No. 103449)	Rion NC-75 (No.35124527)
	20:10	-	20:15		49.9		
	21:15	-	21:20		49.6		
12 Dec 2023	1:25	-	1:30	Fine	45.4	SVAN 971 (Serial No. 103449)	Rion NC-75 (No.35124527)
	3:20	-	3:25		45.0		
	5:05	-	5:10		45.8		
18 Dec 2023	13:32	-	14:02	Fine	55.1	SVAN 971 (Serial No. 103449)	Rion NC-75 (No.35124527)
18 Dec 2023	19:12	-	19:17	Fine	47.5	SVAN 971 (Serial No. 103449)	Rion NC-75 (No.35124527)
	20:17	-	20:22		47.0		
	21:12	-	21:17		46.2		
19 Dec 2023	1:42	-	1:47	Fine	44.5	SVAN 971 (Serial No. 103449)	Rion NC-75 (No.35124527)
	3:27	-	3:32		44.7		
	5:17	-	5:22		44.1		
27 Dec 2023	13:57	-	14:27	Fine	56.3	SVAN 971 (Serial No. 103449)	Rion NC-75 (No.35124527)
27 Dec 2023	19:22	-	19:27	Fine	49.9	SVAN 971 (Serial No. 103449)	Rion NC-75 (No.35124527)
	20:22	-	20:27		49.6		
	21:17	-	21:22		46.4		
28 Dec 2023	1:27	-	1:32	Fine	44.5	SVAN 971 (Serial No. 103449)	Rion NC-75 (No.35124527)
	3:27	-	3:32		44.3		
	5:12	-	5:17		44.3		

Location: Shek Kwu Chau Treatment & Rehabilitation Centre Hostel 3 (M3 / N\_S3)

Monitoring date: 03, 12, 18, 24, 31 October 2023 (Daytime)

03&04, 12&13, 18&19, 24&25 and 31 October & 01 November 2023  
(Evening & Night time)

Parameter :  $L_{eq\ 30min}$  (Daytime),  $L_{eq\ 5min}$  (Evening & Night time)

Noise source other than construction activities from the Project: Air-conditioner

Noise Monitoring data:

Date	Start time		End time	Weather	$L_{eq\ 30min}$ dB(A) / $L_{eq\ 5min}$ dB(A)	Sound Level Meter Used	Calibrator Used
03 Oct 2023	14:09	-	14:39	Sunny	60.3	SVAN 971 (Serial No. C132261)	Rion NC-75 (No.35124528)
03 Oct 2023	19:09	-	19:14	Fine	55.5	SVAN 971 (Serial No. C132261)	Rion NC-75 (No.35124528)
	20:04	-	20:09		56.4		
	21:34	-	21:39		54.7		
04 Oct 2023	1:04	-	1:09	Fine	55.5	SVAN 971 (Serial No. C132261)	Rion NC-75 (No.35124528)
	3:34	-	3:39		55.0		
	5:19	-	5:24		52.4		
12 Oct 2023	14:15	-	14:45	Sunny	55.5	SVAN 971 (Serial No. C132261)	Rion NC-75 (No.35124528)
12 Oct 2023	19:05	-	19:10	Fine	56.0	SVAN 971 (Serial No. C132261)	Rion NC-75 (No.35124528)
	20:10	-	20:15		51.1		
	21:25	-	21:30		50.0		
13 Oct 2023	1:10	-	1:15	Fine	55.5	SVAN 971 (Serial No. C132261)	Rion NC-75 (No.35124528)
	3:30	-	3:35		54.0		
	5:25	-	5:30		44.6		
18 Oct 2023	14:48	-	15:18	Fine	58.8	SVAN 971 (Serial No. 103449)	Rion NC-75 (No.35124528)
18 Oct 2023	19:28	-	19:33	Fine	57.4	SVAN 971 (Serial No. 103449)	Rion NC-75 (No.35124528)
	20:48	-	20:53		61.1		
	21:43	-	21:48		59.9		
19 Oct 2023	1:13	-	1:18	Fine	62.5	SVAN 971 (Serial No. 103449)	Rion NC-75 (No.35124528)
	2:58	-	3:03		62.7		
	5:03	-	5:08		62.0		
24 Oct 2023	14:08	-	14:38	Sunny	56.0	SVAN 971 (Serial No. 96063)	Rion NC-75 (No.35124528)
24 Oct 2023	19:03	-	19:08	Fine	56.6	SVAN 971 (Serial No. 96063)	Rion NC-75 (No.35124528)
	20:43	-	20:48		49.6		
	21:28	-	21:33		44.8		
25 Oct 2023	1:33	-	1:38	Fine	41.6	SVAN 971 (Serial No. 96063)	Rion NC-75 (No.35124528)
	3:18	-	3:23		41.2		
	5:18	-	5:23		42.2		

<b>Date</b>	<b>Start time</b>		<b>End time</b>	<b>Weather</b>	<b>L<sub>eq 30min</sub> dB(A) / L<sub>eq 5min</sub> dB(A)</b>	<b>Sound Level Meter Used</b>	<b>Calibrator Used</b>
31 Oct 2023	14:03	-	14:33	Sunny	58.0	SVAN 971 (Serial No. 96063)	Rion NC-75 (No.35124528)
31 Oct 2023	19:08	-	19:13	Fine	45.2	SVAN 971 (Serial No. 96063)	Rion NC-75 (No.35124528)
	20:18	-	20:23		45.7		
	21:18	-	21:23		44.2		
01 Nov 2023	1:18	-	1:23	Fine	43.6	SVAN 971 (Serial No. 96063)	Rion NC-75 (No.35124528)
	3:28	-	3:33		40.9		
	5:23	-	5:28		41.2		

Location: Shek Kwu Chau Treatment & Rehabilitation Centre Hostel 3 (M3 / N\_S3)

Monitoring date: 10, 13, 20, 29 November 2023 (Daytime)

10&11, 13&14, 20&21 and 29&30 November 2023 (Evening & Night time)

Parameter :  $L_{eq\ 30min}$  (Daytime),  $L_{eq\ 5min}$  (Evening & Night time)

Noise source other than construction activities from the Project: Construction works of air quality monitoring station

Noise Monitoring data:

Date	Start time		End time	Weather	$L_{eq\ 30min}$ dB(A) / $L_{eq\ 5min}$ dB(A)	Sound Level Meter Used	Calibrator Used
10 Nov 2023	16:30	-	17:00	Sunny	54.6	SVAN 971 (Serial No. 96063)	Rion NC-75 (No.35124527)
10 Nov 2023	19:10	-	19:15	Fine	52.7	SVAN 971 (Serial No. 96063)	Rion NC-75 (No.35124527)
	20:05	-	20:10		48.4		
	21:15	-	21:20		49.6		
11 Nov 2023	1:10	-	1:15	Fine	46.0	SVAN 971 (Serial No. 96063)	Rion NC-75 (No.35124527)
	3:20	-	3:25		48.3		
	5:05	-	5:10		46.6		
13 Nov 2023	16:05	-	16:35	Sunny	57.7	SVAN 971 (Serial No. 96063)	Rion NC-75 (No.35124527)
13 Nov 2023	19:10	-	19:15	Fine	44.7	SVAN 971 (Serial No. 96063)	Rion NC-75 (No.35124527)
	20:05	-	20:10		44.3		
	21:25	-	21:30		45.8		
14 Nov 2023	1:20	-	1:25	Fine	43.6	SVAN 971 (Serial No. 96063)	Rion NC-75 (No.35124527)
	3:20	-	3:25		43.8		
	5:20	-	5:25		44.0		
20 Nov 2023	16:46	-	17:16	Sunny	54.8	SVAN 971 (Serial No. 96063)	Rion NC-75 (No.35124527)
20 Nov 2023	19:21	-	19:26	Fine	47.9	SVAN 971 (Serial No. 96063)	Rion NC-75 (No.35124527)
	20:11	-	20:16		48.4		
	21:31	-	21:36		42.6		
21 Nov 2023	1:06	-	1:11	Fine	46.0	SVAN 971 (Serial No. 96063)	Rion NC-75 (No.35124527)
	3:21	-	3:26		40.2		
	5:11	-	5:16		41.5		
29 Nov 2023	14:45	-	15:15	Cloudy	58.6	SVAN 971 (Serial No. 96063)	Rion NC-75 (No.35124527)
29 Nov 2023	19:10	-	19:15	Fine	45.7	SVAN 971 (Serial No. 96063)	Rion NC-75 (No.35124527)
	20:15	-	20:20		47.1		
	21:20	-	21:25		44.3		
30 Nov 2023	1:15	-	1:20	Fine	42.7	SVAN 971 (Serial No. 96063)	Rion NC-75 (No.35124527)
	3:10	-	3:15		41.8		
	5:15	-	5:20		43.6		

Location: Shek Kwu Chau Treatment & Rehabilitation Centre Hostel 3 (M3 / N\_S3)

Monitoring date: 05, 11, 18, 27 December 2023 (Daytime)

05&06, 11&12, 18&19 and 27&28 November 2023 (Evening & Night time)

Parameter :  $L_{eq\ 30min}$  (Daytime),  $L_{eq\ 5min}$  (Evening & Night time)

Noise source other than construction activities from the Project: Nil

Noise Monitoring data:

Date	Start time		End time	Weather	$L_{eq\ 30min}$ dB(A) / $L_{eq\ 5min}$ dB(A)	Sound Level Meter Used	Calibrator Used
05 Dec 2023	13:40	-	14:10	Sunny	62.6	SVAN 971 (Serial No. 96063)	Rion NC-75 (No.35124527)
05 Dec 2023	19:20	-	19:25	Fine	44.5	SVAN 971 (Serial No. 96063)	Rion NC-75 (No.35124527)
	20:40	-	20:45		45.4		
	21:15	-	21:20		38.3		
06 Dec 2023	1:30	-	1:35	Fine	38.1	SVAN 971 (Serial No. 96063)	Rion NC-75 (No.35124527)
	3:25	-	3:30		35.1		
	5:15	-	5:20		39.1		
11 Dec 2023	13:41	-	14:11	Sunny	61.6	SVAN 971 (Serial No. 96063)	Rion NC-75 (No.35124527)
11 Dec 2023	19:16	-	19:21	Fine	54.3	SVAN 971 (Serial No. 96063)	Rion NC-75 (No.35124527)
	20:11	-	20:16		47.3		
	21:11	-	21:16		53.1		
12 Dec 2023	1:06	-	1:11	Fine	44.3	SVAN 971 (Serial No. 96063)	Rion NC-75 (No.35124527)
	3:21	-	3:26		43.1		
	5:11	-	5:16		43.9		
18 Dec 2023	13:10	-	13:40	Fine	55.5	SVAN 971 (Serial No. 96063)	Rion NC-75 (No.35124527)
18 Dec 2023	19:10	-	19:15	Fine	44.7	SVAN 971 (Serial No. 96063)	Rion NC-75 (No.35124527)
	20:20	-	20:25		47.7		
	21:15	-	21:20		45.0		
19 Dec 2023	1:40	-	1:45	Fine	40.2	SVAN 971 (Serial No. 96063)	Rion NC-75 (No.35124527)
	3:30	-	3:35		39.9		
	5:10	-	5:15		38.9		
27 Dec 2023	13:47	-	14:17	Fine	56.9	SVAN 971 (Serial No. 96063)	Rion NC-75 (No.35124527)
27 Dec 2023	19:17	-	19:22	Fine	42.6	SVAN 971 (Serial No. 96063)	Rion NC-75 (No.35124527)
	20:17	-	20:22		45.1		
	21:17	-	21:22		41.9		
28 Dec 2023	1:27	-	1:32	Fine	38.5	SVAN 971 (Serial No. 96063)	Rion NC-75 (No.35124527)
	3:27	-	3:32		40.6		
	5:17	-	5:22		39.4		

## Appendix D Waste Flow Table





Monthly Summary Waste Flow Table for 2018 (year)

Project : Integrated Waste Management Facilities, Phase 1

Contract No.: EP/SP/66/12

Month	Actual Quantities of Inert C&D Materials Generated Monthly								Actual Quantities of C&D Wastes Generated Monthly					
	Total Quantity Generated	Hard Rock and Large Broken Concrete (see Note 1)	Reused in the Contract	Reused in other Projects	Disposed as Public Fill (see Note 4)	Imported Fill Sand (see Note 4)	Imported Fill Public fill (see Note 4)	Imported Fill Rock (see Note 4)	Metals (see Note 5)	Paper/ cardboard packaging (see Note 5)	Plastics (see Note 2, 5)	Chemical Waste		Others, e.g. general refuse (see Note 3)
	(in ,000m <sup>3</sup> )	(in ,000m <sup>3</sup> )	(in ,000m <sup>3</sup> )	(in ,000m <sup>3</sup> )	(in ,000m <sup>3</sup> )	(in ,000m <sup>3</sup> )			(in ,000 kg)	(in ,000kg)	(in ,000kg)	(in ,000kg)	(in ,000L)	(in ,000 m <sup>3</sup> )
Jan	0	0	0	0	0	0	0	0	0	0	0	0	0	0
Feb	0	0	0	0	0	0	0	0	0	0	0	0	0	0
Mar	0	0	0	0	0	0	0	0	0	0	0	0	0	0
Apr	0	0	0	0	0	0	0	0	0	0	0	0	0	0
May	0	0	0	0	0	0	0	0	0	0	0	0	0	0
Jun	0	0	0	0	0	0	0	0	0	0	0	0	0	0
Sub-total	0	0	0	0	0	0	0	0	0	0	0	0	0	0
Jul	0	0	0	0	0	0	0	0	0	0	0	0	0	0
Aug	0	0	0	0	0	0	0	0	0	0	0	0	0	0.0065
Sep	0	0	0	0	0	2.9619	0	0	0	0	0	0	0	0
Oct	0	0	0	0	0	3.0771	0	0	0	0	0	0	0	0.0130
Nov	0	0	0	0	0	6.7871	0	0	0	0	0	0	0	0
Dec	0	0	0	0	0	59.0709	0	0	0	0	0	0.2000	0.8700	0
Total	0	0	0	0	0	71.8970	0	0	0	0	0	0.2000	0.8700	0.0195

- Notes:
- (1) Broken concrete for recycling into aggregates.
  - (2) Plastics refer to plastic bottles/ containers, plastic sheets/ foam from packaging materials.
  - (3) Use the conversion factor : 1 full load of dumping truck being equivalent to 6.5m<sup>3</sup> by volume.
  - (4) Use the conversion factor: sand density = 1.6T/m<sup>3</sup>, public fill density = 1.8T/m<sup>3</sup> and rock density = 2T/m<sup>3</sup>
  - (5) Materials recycled.



Monthly Summary Waste Flow Table for 2019 (year)

Project : Integrated Waste Management Facilities, Phase 1

Contract No.: EP/SP/66/12

Month	Actual Quantities of Inert C&D Materials Generated Monthly								Actual Quantities of C&D Wastes Generated Monthly					
	Total Quantity Generated	Hard Rock and Large Broken Concrete (see Note 1)	Reused in the Contract	Reused in other Projects	Disposed as Public Fill (see Note 4)	Imported Fill Sand (see Note 4)	Imported Fill Public fill (see Note 4)	Imported Fill Rock (see Note 4)	Metals (see Note 5)	Paper/ cardboard packaging (see Note 5)	Plastics (see Note 2, 5)	Chemical Waste		Others, e.g. general refuse (see Note 3)
	(in ,000m <sup>3</sup> )	(in ,000m <sup>3</sup> )	(in ,000m <sup>3</sup> )	(in ,000m <sup>3</sup> )	(in ,000m <sup>3</sup> )	(in ,000m <sup>3</sup> )			(in ,000 kg)	(in ,000kg)	(in ,000kg)	(in ,000kg)	(in ,000L)	(in ,000 m <sup>3</sup> )
Jan	0	0	0	0	0	82.6139	0	0	0	0	0	0	0	0.0065
Feb	0	0	0	0	0	46.7821	0	0	0	0	0	0	0	0
Mar	0	0	0	0	0	97.1000	0	0.7552	0	0.2560	0	0	0	0
Apr	0	0	0	0	0	58.0413	0	0	0	0	0	0	0	0
May	0	0	0	0	0	14.5625	0	1.4648	0	0	0	0	0	0.0065
Jun	0	0	0	0	0	0	0	6.8421	0	0	0	0	0	0
Sub-total	0	0	0	0	0	299.0998	0	9.0621	0	0.2560	0	0	0	0.0130
Jul	0	0	0	0	0	0	0	0.4289	0	0	0	0	8.4000	0.0130
Aug	0	0	0	0	0	2.5775	0	10.5600	0	0	0	0	0	0
Sep	0	0	0	0	0	6.1081	0	8.4704	0	0.3530	0	0	0	0.0065
Oct	0	0	0	0	0	9.8875	0	7.1900	0	0	0	0	0	0
Nov	0	0	0	0	0	38.3088	0	19.3105	0	0	0	0	0	0.0195
Dec	0	0	0	0	0	54.3469	0	26.9807	0	0	0	0	0	0.0910
Total	0	0	0	0	0	410.3286	0	82.0026	0	0.6090	0	0	8.4000	0.1430

- Notes:
- (1) Broken concrete for recycling into aggregates.
  - (2) Plastics refer to plastic bottles/ containers, plastic sheets/ foam from packaging materials.
  - (3) Use the conversion factor : 1 full load of dumping truck being equivalent to 6.5m<sup>3</sup> by volume.
  - (4) Use the conversion factor: sand density = 1.6T/m<sup>3</sup>, public fill density = 1.8T/m<sup>3</sup> and rock density = 2T/m<sup>3</sup>
  - (5) Materials recycled.



Monthly Summary Waste Flow Table for 2020 (year)

Project : Integrated Waste Management Facilities, Phase 1

Contract No.: EP/SP/66/12

Month	Actual Quantities of Inert C&D Materials Generated Monthly								Actual Quantities of C&D Wastes Generated Monthly					
	Total Quantity Generated	Hard Rock and Large Broken Concrete (see Note 1)	Reused in the Contract	Reused in other Projects	Disposed as Public Fill (see Note 4)	Imported Fill Sand (see Note 4)	Imported Fill Public fill (see Note 4)	Imported Fill Rock (see Note 4)	Metals (see Note 5)	Paper/ cardboard packaging (see Note 5)	Plastics (see Note 2, 5)	Chemical Waste		Others, e.g. general refuse (see Note 3)
	(in ,000m <sup>3</sup> )	(in ,000m <sup>3</sup> )	(in ,000m <sup>3</sup> )	(in ,000m <sup>3</sup> )	(in ,000m <sup>3</sup> )	(in ,000m <sup>3</sup> )			(in ,000 kg)	(in ,000kg)	(in ,000kg)	(in ,000kg)	(in ,000L)	(in ,000 m <sup>3</sup> )
Jan	0	0	0	0	0	37.1550	0	25.0812	0	0	0	0	0	0.0065
Feb	0	0	0	0	0	27.7910	0	18.8300	0	0	0	0	0	0.0065
Mar	0	0	0	0	0	22.5669	0	26.1586	0	0	0	0	7.2000	0.0065
Apr	0	0	0	0	0	12.7800	0	10.1825	0	0	0	0	0	0.0195
May	0	0	0	0	0	16.1138	0	24.3740	0	0.4220	0	0	0	0.0195
Jun	0	0	0	0	0	31.5177	0	28.3030	0	0	0	0	0	0.0065
Sub-total	0	0	0	0	0	147.9244	0	132.9293	0	0.4220	0	0	7.2000	0.0650
Jul	0	0	0	0	0	34.7856	17.0606	35.1800	0	0	0	0	0	0.0195
Aug	0	0	0	0	0	27.1375	65.5667	27.9335	0	0	0	0	0	0
Sep	0	0	0	0	0	11.9813	110.1328	43.5435	0	0	0	0	0	0.0195
Oct	0	0	0	0	0	2.8213	131.6600	22.5415	0	0	0	0	0	0.0130
Nov	0	0	0	0	0	0	162.1811	44.6475	0	0.4090	0	0	0.4000	0.0130
Dec	0	0	0	0	0	0	174.9800	57.8380	0	0	0	0	0	0.0130
Total	0	0	0	0	0	224.6501	661.5812	364.6133	0	0.8310	0	0	7.6000	0.1430

- Notes:
- (1) Broken concrete for recycling into aggregates.
  - (2) Plastics refer to plastic bottles/ containers, plastic sheets/ foam from packaging materials.
  - (3) Use the conversion factor : 1 full load of dumping truck being equivalent to 6.5m<sup>3</sup> by volume.
  - (4) Use the conversion factor: sand density = 1.6T/m<sup>3</sup>, public fill density = 1.8T/m<sup>3</sup> and rock density = 2T/m<sup>3</sup>
  - (5) Materials recycled.




Monthly Summary Waste Flow Table for 2021 (year)

Project : Integrated Waste Management Facilities, Phase 1

Contract No.: EP/SP/66/12

Month	Actual Quantities of Inert C&D Materials Generated Monthly								Actual Quantities of C&D Wastes Generated Monthly					
	Total Quantity Generated	Hard Rock and Large Broken Concrete (see Note 1)	Reused in the Contract	Reused in other Projects	Disposed as Public Fill (see Note 4)	Imported Fill Sand (see Note 4)	Imported Fill Public fill (see Note 4)	Imported Fill Rock (see Note 4)	Metals (see Note 5)	Paper/ cardboard packaging (see Note 5)	Plastics (see Note 2, 5)	Chemical Waste		Others, e.g. general refuse (see Note 3)
	(in ,000m <sup>3</sup> )	(in ,000m <sup>3</sup> )	(in ,000m <sup>3</sup> )	(in ,000m <sup>3</sup> )	(in ,000m <sup>3</sup> )	(in ,000m <sup>3</sup> )			(in ,000 kg)	(in ,000kg)	(in ,000kg)	(in ,000kg)	(in ,000L)	(in ,000 m <sup>3</sup> )
Jan	0	0	0	0	0	0	198.1311	36.4775	0	0	0	0	0	0.0065
Feb	0	0	0	0	0	0	143.9511	20.9960	0	0	0	0	0	0.6305
Mar	0	0	0	0	0	0	103.1833	23.4510	0	0	0	0	0	0.0130
Apr	0	0	0	0	0	0	161.2956	27.2810	0	0	0	0	0	0.0130
May	0	0	0	0	0	0	193.3300	20.5265	0	0	0	0	0	0.0715
Jun	0	0	0	0	0	0	141.5728	23.7825	0	0.2440	0	0	0	0.0455
Sub-total	0	0	0	0	0	0	941.4639	152.5145	0	0.2440	0	0	0	0.7800
Jul	0	0	0	0	0	0	105.1083	30.6065	0	0	0	0	0	0.0195
Aug	0	0	0	0	0	0	11.1822	7.5180	0	0	0	0	0	0.0130
Sep	0	0	0	0	0	0	0	5.7575	0	0	0	0	0.6000	0.0390
Oct	0	0	0	0	0	0	0	6.8885	0	0	0	0	0	0
Nov	0	0	0	0	0	0	0	6.2975	0	0.1610	0	0	0	0.0130
Dec	0	0	0	0	0	0	0	5.9235	0	0	0	0	0	0
Total	0	0	0	0	0	0	1057.7544	215.5060	0	0.4050	0	0	0.6000	0.8645

- Notes:
- (1) Broken concrete for recycling into aggregates.
  - (2) Plastics refer to plastic bottles/ containers, plastic sheets/ foam from packaging materials.
  - (3) Use the conversion factor : 1 full load of dumping truck being equivalent to 6.5m<sup>3</sup> by volume.
  - (4) Use the conversion factor: sand density = 1.6T/m<sup>3</sup>, public fill density = 1.8T/m<sup>3</sup> and rock density = 2T/m<sup>3</sup>.
  - (5) Materials recycled.




Monthly Summary Waste Flow Table for 2022 (year)

Project : Integrated Waste Management Facilities, Phase 1

Contract No.: EP/SP/66/12

Month	Actual Quantities of Inert C&D Materials Generated Monthly								Actual Quantities of C&D Wastes Generated Monthly					
	Total Quantity Generated	Hard Rock and Large Broken Concrete (see Note 1)	Reused in the Contract	Reused in other Projects (see Note 4)	Disposed as Public Fill (see Note 4)	Imported Fill Sand (see Note 4)	Imported Fill Public fill (see Note 4)	Imported Fill Rock (see Note 4)	Metals (see Note 5)	Paper/ cardboard packaging (see Note 5)	Plastics (see Note 2, 5)	Chemical Waste		Others, e.g. general refuse (see Note 3)
	(in ,000m <sup>3</sup> )	(in ,000m <sup>3</sup> )	(in ,000m <sup>3</sup> )	(in ,000m <sup>3</sup> )	(in ,000m <sup>3</sup> )	(in ,000m <sup>3</sup> )			(in ,000 kg)	(in ,000kg)	(in ,000kg)	(in ,000kg)	(in ,000L)	(in ,000 m <sup>3</sup> )
Jan	0	0	0	0	0	0	4.9389	2.7070	0	0.1550	0	0	0	0.0715
Feb	0	0	0	0	0	0	3.2478	4.0290	0	0	0	0.4000	0.2250	0
Mar	0	0	0	0	0	0	2.3422	2.7820	0	0	0	0	0	0.0780
Apr	0	0	0	0	0	0	18.2189	5.8100	0	0.3120	0	0	0	0.1495
May	0.0648	0	0	0	0.0648	0	16.7711	17.2320	0	0	0	0	0	0.0975
Jun	0.0037	0	0	0	0.0037	0.2115	1.1128	14.1470	36.3000	0.3890	0	0	1.7250	0.0975
Sub-total	0.0685	0	0	0	0.0685	0.2115	46.6317	46.7070	36.3000	0.8560	0	0.4000	1.9500	0.4940
Jul	25.7183	0	0	25.7183	0	0.1125	0.8333	17.5210	0	0.6400	0.0060	0	0	0.1235
Aug	13.2494	0	0	13.2494	0	0	0	24.5210	76.0300	1.8870	0	0	0	0.1170
Sep	24.9072	0	0	24.8494	0.0578	0	0	16.2815	72.0600	0.3060	0	0	0	0.1885
Oct	13.3139	0	0	13.3006	0.0133	0	0	11.8665	78.1000	0.5800	0	0	0	0.2405
Nov	26.5583	0	0	26.5583	0	0	0	7.2055	0	0	0	0	0	0.1105
Dec	29.1411	0	0	29.1411	0	0	0	3.5174	0	0	0	0	0	0.2535
Total	132.9567	0	0	132.8171	0.1396	0.3240	47.4650	127.6199	262.4900	4.2690	0.0060	0.4000	1.9500	1.5275

- Notes:
- (1) Broken concrete for recycling into aggregates.
  - (2) Plastics refer to plastic bottles/ containers, plastic sheets/ foam from packaging materials.
  - (3) Use the conversion factor : 1 full load of dumping truck being equivalent to 6.5m<sup>3</sup> by volume.
  - (4) Use the conversion factor: sand density = 1.6T/m<sup>3</sup>, public fill density = 1.8T/m<sup>3</sup> and rock density = 2T/m<sup>3</sup>.
  - (5) Materials recycled.



Monthly Summary Waste Flow Table for 2023 (year)

Project : Integrated Waste Management Facilities, Phase 1





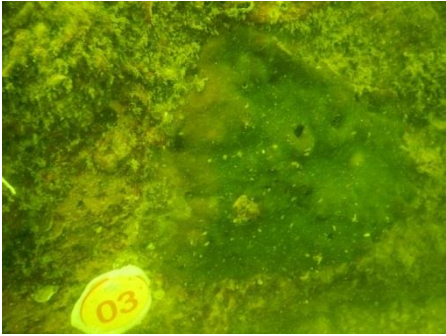

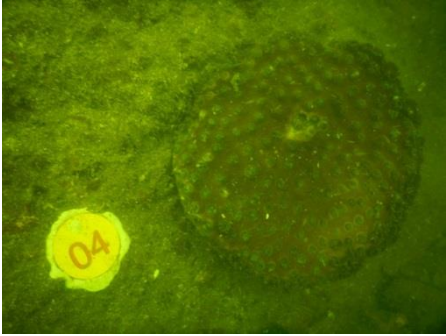

Contract No.: EP/SP/66/12

Month	Actual Quantities of Inert C&D Materials Generated Monthly								Actual Quantities of C&D Wastes Generated Monthly					
	Total Quantity Generated	Hard Rock and Large Broken Concrete (see Note 1)	Reused in the Contract	Reused in other Projects (see Note 4)	Disposed as Public Fill (see Note 4)	Imported Fill Sand (see Note 4)	Imported Fill Public fill (see Note 4)	Imported Fill Rock (see Note 4)	Metals (see Note 5)	Paper/ cardboard packaging (see Note 5)	Plastics (see Note 2, 5)	Chemical Waste		Others, e.g. general refuse (see Note 3)
	(in ,000m <sup>3</sup> )	(in ,000m <sup>3</sup> )	(in ,000m <sup>3</sup> )	(in ,000m <sup>3</sup> )	(in ,000m <sup>3</sup> )	(in ,000m <sup>3</sup> )			(in ,000 kg)	(in ,000kg)	(in ,000kg)	(in ,000kg)	(in ,000L)	(in ,000 m <sup>3</sup> )
Jan	24.6728	0	0	24.6728	0	0	0	1.3545	0	0.3150	0	0	0	0.1365
Feb	26.7206	0	0	26.7206	0	0	0	1.8990	11.1501	0	0.0007	0	0	0.1235
Mar	22.1089	0	0	22.1089	0	0	0	0.9025	0	0	0	0	0	0.1105
Apr	36.0011	0	0	36.0011	0	0	0	0	0	0.2150	0	0	0	0.1365
May	21.8900	0	0	21.8900	0	0	0	0	0	0.3160	0	0	0	0.1495
Jun	8.8878	0	0	8.8878	0	0	0	0	0	0	0	0	0	0.1950
Sub-total	140.2812	0	0	140.2812	0	0	0	4.1560	11.1501	0.8460	0.0007	0	0	0.8515
Jul	2.2233	0	0	2.2233	0	0	0	0	0	0.3870	0	0	0	0.1495
Aug	4.4200	0	0	4.4200	0	0	0	0	0	0	0	0	0	0.2015
Sep	0	0	0	0	0	0	0	0	0	0	0	0	0	0.2860
Oct	0	0	0	0	0	0	0	0.4025	0	0.3770	0	0	0	0.2405
Nov	0	0	0	0	0	0	0	0	0	0	0	0	0	0.3510
Dec	0	0	0	0	0	0	0	0.4960	0	0	0	0	0	0.3835
Total	146.9245	0	0	146.9245	0	0	0	5.0545	11.1501	1.6100	0.0007	0	0	2.4635









- Notes:
- (1) Broken concrete for recycling into aggregates.
  - (2) Plastics refer to plastic bottles/ containers, plastic sheets/ foam from packaging materials.
  - (3) Use the conversion factor : 1 full load of dumping truck being equivalent to 6.5m<sup>3</sup> by volume.
  - (4) Use the conversion factor: sand density = 1.6T/m<sup>3</sup>, public fill density = 1.8T/m<sup>3</sup> and rock density = 2T/m<sup>3</sup>.
  - (5) Materials recycled.





## Appendix E Photo Records for Coral Monitoring

**Photo Plate for Tagged and Re-tagged Corals at Control Site during the 20<sup>th</sup> Quarterly Coral Monitoring during Construction Phase on 27 December 2023**

Tag #	Baseline (26 June 2018 & 3 December 2018)	27 December 2023
#1	 <p align="center"><i>Goniopora stutchburyi</i></p>	 <p align="center"><i>Goniopora stutchburyi</i></p>
#2R	 <p align="center"><i>Goniopora stutchburyi</i></p>	 <p align="center"><i>Goniopora stutchburyi</i></p>
#3	 <p align="center"><i>Psammocora superficialis</i></p>	 <p align="center"><i>Psammocora superficialis</i></p>
#4	 <p align="center"><i>Turbinaria peltata</i></p>	 <p align="center"><i>Turbinaria peltata</i></p>











Tag #	Baseline (26 June 2018 & 3 December 2018)	27 December 2023
#5R	 <p data-bbox="389 562 639 595"><i>Goniopora stutchburyi</i></p>	 <p data-bbox="1035 589 1286 622"><i>Goniopora stutchburyi</i></p>
#6	 <p data-bbox="405 994 624 1028"><i>Cyphastrea serailia</i></p>	 <p data-bbox="1051 1021 1270 1055"><i>Cyphastrea serailia</i></p>
#7R	 <p data-bbox="424 1429 604 1462"><i>Coscinaraea</i> sp.</p>	 <p data-bbox="1070 1451 1251 1485"><i>Coscinaraea</i> sp.</p>
#8	 <p data-bbox="389 1888 639 1921"><i>Goniopora stutchburyi</i></p>	 <p data-bbox="1035 1933 1286 1966"><i>Goniopora stutchburyi</i></p>









Tag #	Baseline (26 June 2018 & 3 December 2018)	27 December 2023
#9	 <p data-bbox="389 562 638 595"><i>Goniopora stutchburyi</i></p>	 <p data-bbox="1035 586 1284 620"><i>Goniopora stutchburyi</i></p>
#10R	 <p data-bbox="389 994 638 1028"><i>Goniopora stutchburyi</i></p>	 <p data-bbox="1035 1019 1284 1052"><i>Goniopora stutchburyi</i></p>


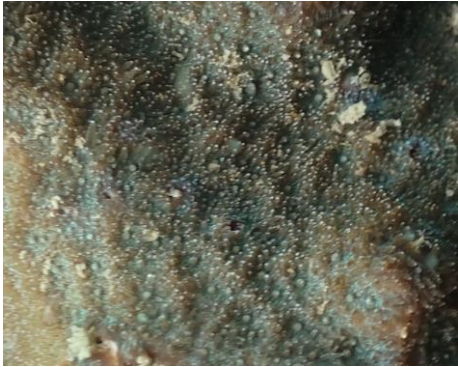


Notes:

- i. The re-tagged corals were marked as ##**R**.

**Photo Plate for Re-tagged Corals at Indirect Impact during the 20<sup>th</sup> Quarterly Coral Monitoring during Construction Phase on 27 December 2023**

Tag #	Baseline (23 November 2018)	27 December 2023
#11R	 <p align="center"><i>Cyphastrea serailia</i></p>	 <p align="center"><i>Cyphastrea serailia</i></p>
#12R	 <p align="center"><i>Favites chinensis</i></p>	 <p align="center"><i>Favites chinensis</i></p>
#13R	 <p align="center"><i>Turbinaria peltata</i></p>	 <p align="center"><i>Turbinaria peltata</i></p>
#14R	 <p align="center"><i>Favites chinensis</i></p>	 <p align="center"><i>Favites chinensis</i></p>

Tag #	Baseline (23 November 2018)	27 December 2023
#15R	 <p data-bbox="424 562 673 595"><i>Goniopora stutchburyi</i></p>	 <p data-bbox="1059 589 1308 622"><i>Goniopora stutchburyi</i></p>
#16R	 <p data-bbox="405 994 689 1028"><i>Psammocora superficialis</i></p>	 <p data-bbox="1040 1016 1323 1050"><i>Psammocora superficialis</i></p>
#17R	 <p data-bbox="453 1426 641 1460"><i>Favites chinensis</i></p>	 <p data-bbox="1088 1451 1276 1485"><i>Favites chinensis</i></p>
#18R	 <p data-bbox="405 1883 689 1917"><i>Psammocora superficialis</i></p>	 <p data-bbox="1040 1928 1323 1962"><i>Psammocora superficialis</i></p>

Tag #	Baseline (23 November 2018)	27 December 2023
#19R	 <p data-bbox="405 562 692 595"><i>Psammocora superficialis</i></p>	 <p data-bbox="1038 584 1326 618"><i>Psammocora superficialis</i></p>
#20R	 <p data-bbox="405 992 692 1025"><i>Psammocora superficialis</i></p>	 <p data-bbox="1038 1014 1326 1048"><i>Psammocora superficialis</i></p>

Notes:

- i. The re-tagged corals were marked as ##**R**.

## Appendix F Photo Records for White-bellied Sea Eagle Monitoring

Photo Plate for 64<sup>th</sup> Monthly WBSE monitoring



One adult recorded flying around the nest area on 26 October 2023

Photo Plate for 65<sup>th</sup> Monthly WBSE monitoring



One adult recorded flying around the nest area on 28 November 2023



Photo Plate for 66<sup>th</sup> Monthly WBSE monitoring



One Adult Female WBSE staying in nest for incubation on 27 December 2023

## Appendix G Complaint Log

**Statistical Summary of Environmental Complaints**

<b>Reporting Period</b>	<b>Environmental Complaint Statistics</b>		
	<b>Frequency</b>	<b>Cumulative</b>	<b>Complaint Nature</b>
1 Oct 2023-31 Oct 2023	0	4	N/A
1 Nov 2023-30 Nov 2023	0	4	N/A
1 Dec 2023-31 Dec 2023	0	4	N/A

**Statistical Summary of Environmental Summons**

<b>Reporting Period</b>	<b>Environmental Summons Statistics</b>		
	<b>Frequency</b>	<b>Cumulative</b>	<b>Details</b>
1 Oct 2023-31 Oct 2023	0	0	N/A
1 Nov 2023-30 Nov 2023	0	0	N/A
1 Dec 2023-31 Dec 2023	0	0	N/A

**Statistical Summary of Environmental Prosecution**

<b>Reporting Period</b>	<b>Environmental Prosecution Statistics</b>		
	<b>Frequency</b>	<b>Cumulative</b>	<b>Details</b>
1 Oct 2023-31 Oct 2023	0	0	N/A
1 Nov 2023-30 Nov 2023	0	0	N/A
1 Dec 2023-31 Dec 2023	0	0	N/A